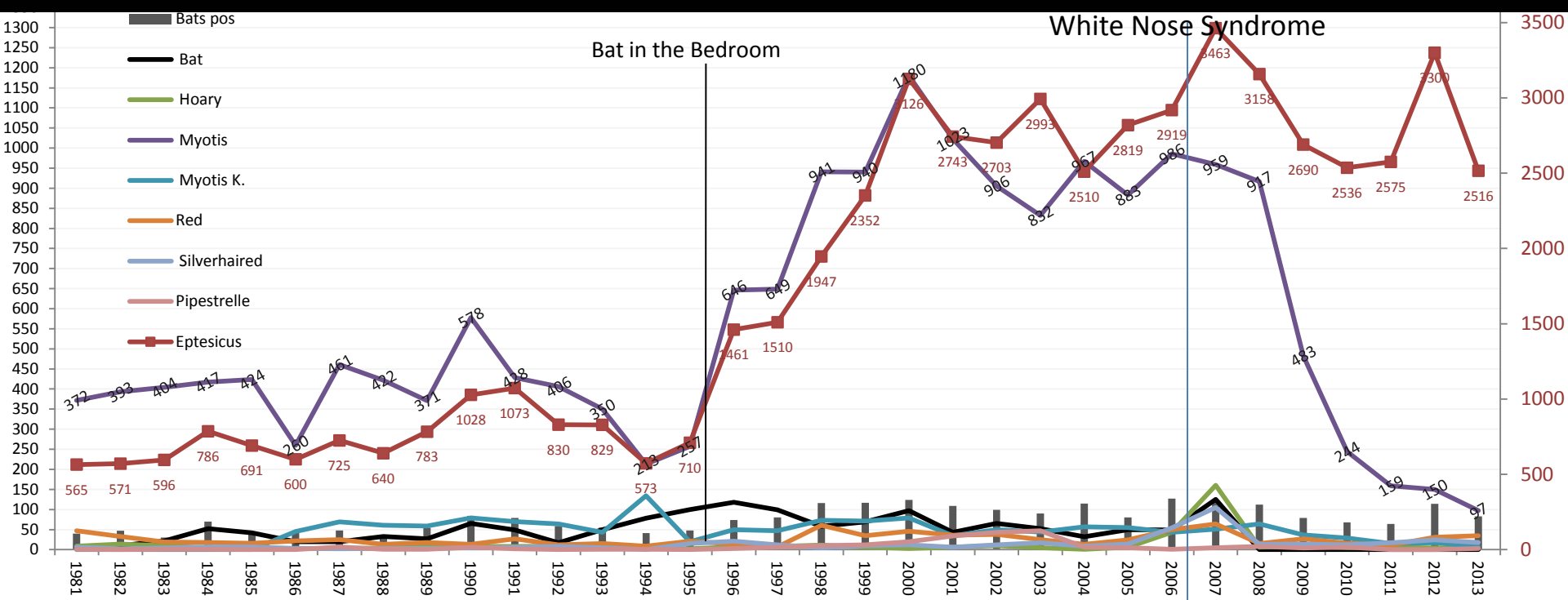




2103 RABIES ANNUAL REPORT



2013 RABIES ANNUAL REPORT
RABIES LABORATORY WADSWORTH CENTER
NEW YORK DEPARTMENT OF HEALTH

- 2013 Rabies Annual Summary
- Table of number-rabid/number-tested for 2013 by animal category and county
- Map of 2013 rabies cases by species and county
- 20-year Table of rabies cases in New York State, by year and species
- 15-year Table of rabies laboratory operations data
- Table of 2013 tests for rabies in animals, by county
- Map of 2013 tests for rabies in animals, by county
- Table of 2013 tests for human rabies antibody, by county
- Map of 2013 tests for human rabies antibody, by county
- Table of 2013 specimens processed, by species
- Map of 2013 rabid raccoons/raccoons tested, by county
- Map of raccoon rabies case number changes, 2012 to 2013, by county
- Table of raccoon to human / animal interactions – 2004 through 2013
- 2012 Chart of human and animal contact
- 2013 Chart of human and animal contact
- Map of 2013 rabid bats/bats tested, by county
- Map of bat rabies case number changes, 2012 to 2013, by county
- Table of bat to human / animal Interactions – 2006 through 2013
- 20-year table of animals tested, by year and species
- 2002 – 2013 Table of common terrestrial rabies cases
- 2012 to 2013 Table of percent change rabies submissions – all specimens

2013 RABIES ANNUAL REPORT

Wadsworth Center Rabies Laboratory
New York State Department of Health

CONTENTS

- Bar chart of animals received for rabies diagnosis 2013, by month
- Bar chart of tests for rabies in animals, 1999-2013
- Bar chart of human antibody tests, 1999-2013
- Bar chart of rabid animals, 1999-2013
- Bar chart of rabid animals 2013, by month
- Bar chart of 2013 tests for rabies in animals, common species
- Bar chart of 2013 rabid animals, common species
- Bar chart of rabid bats, 1999-2013
- Graph of changes in bat submissions, 1981-2013
- Bar chart of 2013 rabid bats, by month
- Bar chart of *Myotis* vs. *Eptesicus* submissions for 25-year
- Bar chart of rabid raccoons, 1999-2013
- Bar chart of 2013 rabid raccoons, by month
- Bar chart of rabid skunks, 1999-2013
- Bar chart of 2013 rabid skunks, by month
- New York City Rabies Data
- Bar chart of emergency after hour exams, 1999-2013
- Listing of 2013 rabies cases, by county and town
- Listing of 2013 rabies cases, chronologic order
- Acknowledgements

2013 RABIES ANNUAL SUMMARY
Wadsworth Center Rabies Laboratory
New York State Department of Health
Robert J. Rudd

There were 336 animals diagnosed with rabies at the Wadsworth Center Laboratory in 2013, representing 5.90% of all animals tested. The 336 rabid animals includes 147 raccoons (25.6 % positivity rate); 50 skunks (28.4%); 83 bats (3.1%); 27 gray fox (56.2%); 9 cats (0.87%); 6 bovine (8.4%); 4 red fox (9.3%); 3 woodchucks (7.1%); 2 deer (1.9%) 2 bobcat (14.3%), 2 otter (16.6%) and 1 fisher (4.5%). In 2013 the number of cats diagnosed with rabies and the percent positive rate in cats receded to a 12 year low.

The Wadsworth Center's Rabies Laboratory tested 5,689 animals in 2013. This number is 969 fewer than tested in 2012 and 2,313 less than the average number of specimens submitted annually during the previous 10 year period. In 2013 terrestrial and bat rabies were reported in 48 and 32 counties respectfully. During 2012, 49 counties submitted positive terrestrial animals and 41 counties submitted positive bats. The specimens tested included 3,861 wild animals (67.9% of total submissions and 95.5 % of positives) and 1,811 domestic animals (31.8% of total specimens and 4.5% of positives), with 51 species of animals represented. These included 2,647 bats (47.4% of all animals tested), 1,035 cats (18.2%), 601 dogs (10.6 %), 575 raccoons (10.1%), 176 skunks (3.1%), 120 other wild (2.1%), 107 deer (1.9%), 98 rodents and lagomorphs (1.7%), 94 fox (1.6%), 71 cattle (1.2%), 64 other domestic (1.1%) and 45 equine (0.80%).

Rabies virus infection was present in 3.1% of all bats submitted in 2013. There were 2,521 big brown bats examined and 80 of those were rabid, resulting in a 3.1% positivity rate for that species. Rabies was detected in 1 of 105 little brown bats examined (0.95 % positivity), 0 of 3 tri-colored bat (*Perimyotis subflavus* formerly known as the Eastern Pipistrelle), 0 of 18 silver-haired bats, 1 of 35 red bats (2.8 %), and 1 of 5 hoary bats (20.0%). Of the 83 rabid bats tested in 2013, 48 (57.8%) had contacts with humans. However, of all of the 2,697 bats tested, 1,573 (58.3%) had contact with humans and were found to be negative for rabies. This testing prevented unnecessary post exposure

prophylaxis and conserved the costly and limited supply of rabies vaccine and immune globulin.

In 2013 a marked reduction in the submission of big brown bats was noticed. The Rabies Diagnostic Laboratory tested 778 fewer big brown bats than the previous year. Communications from colleagues at the Department of Environmental Conservation and from Wildlife Rehabilitators noted a high mortality to newborn bat pups during 2013. This, in part, may be the result of the excessive heat that coincided with parturition in colonial bats during May-June, 2013.

Of concern over the past seven years is the disease affecting bats known as White Nose Syndrome. This disease predominantly affects bats of the genus *Myotis*. From 1999 – 2008, the rabies lab tested an average of 952 little brown bats per year. In 2009 that number dropped to 483, and in 2010 the rabies lab tested 245 little brown bats. The laboratory tested 174 *Myotis* in 2011, 167 *Myotis* in 2012 and 105 *Myotis* in 2013. This drop in *Myotis* submissions for rabies testing is evidence of the steep decline in the number of these bats found in New York State. However, the continued submission of *Myotis* is good news of the presence of *Myotis* in regions that have endured over a 90% reduction in little brown bat numbers.

During 2013 the Rabies Diagnostic Laboratory at the New York City Department of Health and Mental Hygiene examined 466 specimens, including 201 raccoons, 89 cats, 30 dogs, 76 opossums, 43 bats, 20 skunks, 2 groundhogs, 1 muskrat, 3 squirrels, and 1 undisclosed species. Among these animals 56 (12.0%) were positive for rabies, including 46 raccoons, 4 bats, 4 skunks, 1 cat and 1 opossum.

The Wadsworth Center rabies laboratory tested 877 human sera for rabies virus neutralizing antibody. The laboratory also examined 2,524 raccoon sera for rabies antibody in support of wildlife oral rabies vaccination programs.

Rabies virus-variant typing was performed on 64 isolates using a panel of monoclonal antibodies or real-time PCR to aid in the study of rabies epizootiology in the State.

For more information visit the rabies laboratory website at:

www.wadsworth.org/rabies

New York City Public Health Laboratory data provided by Dr. Jie Fu and Brooke Bregman.

Report of N.Y. State Dept. of Health Rabies Laboratory
01/01/2013 to 12/31/2013

Number examined ... Number positive

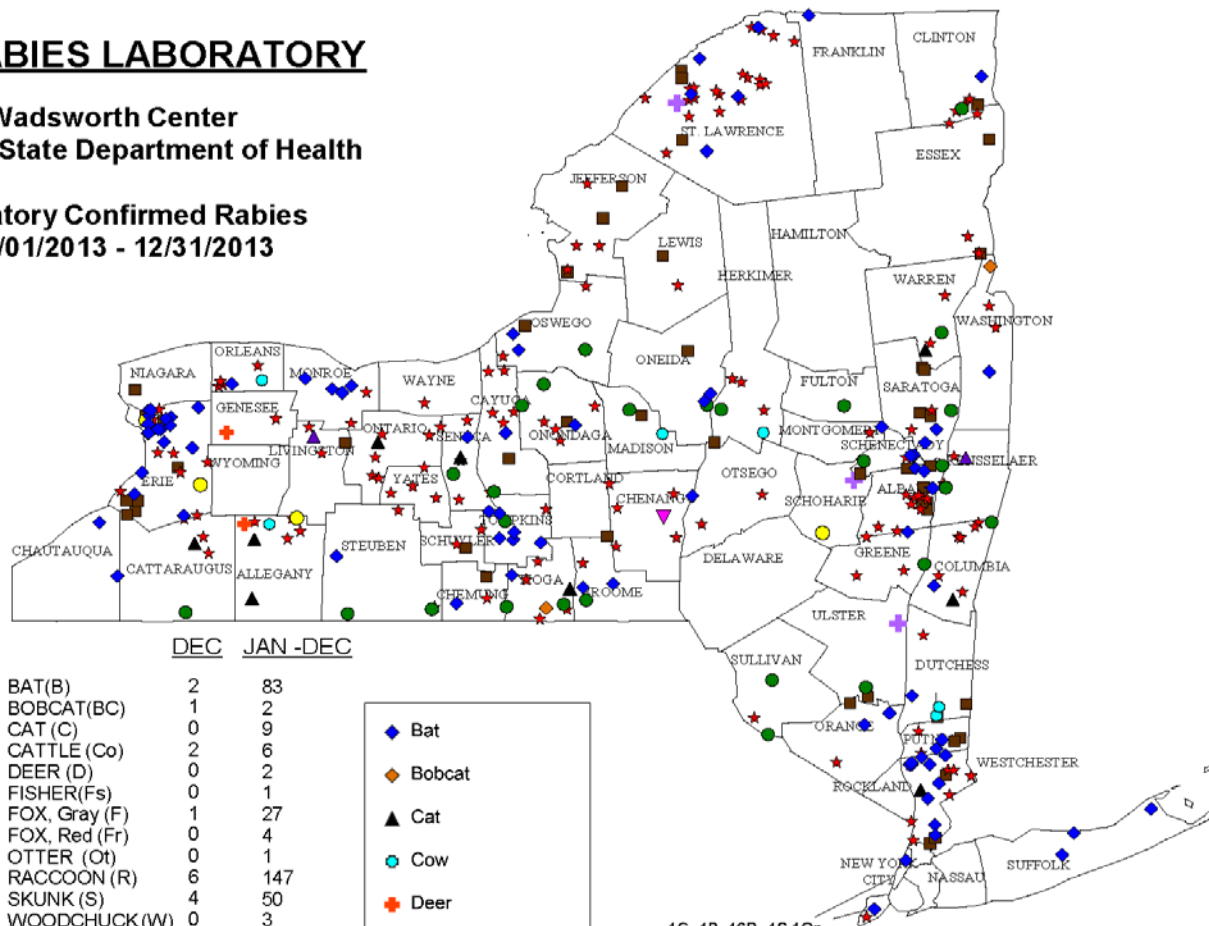
COUNTY	Dogs	Cats	Cattle	Other Domestic	Skunk	Fox	Bats	Raccoons	Rodents Lagomorphs	Other Wild	Total Rcvd	Total Positive										
Albany	20	0	29	0	1	0	4	0	15	8	2	1	132	3	18	11	2	0	11	0	234	23
Allegany	4	0	10	2	2	1	1	0	0	0	2	1	29	0	5	4	2	0	7	1	62	9
Bronx	1	0	8	0	0	0	0	0	0	0	0	0	1	1	2	0	2	0	1	0	15	1
Broome	10	0	21	0	0	0	2	0	0	0	1	1	43	2	1	1	1	0	9	0	88	4
Cattaraugus	5	0	10	1	2	0	2	0	1	0	2	1	60	0	5	2	0	0	1	0	88	4
Cayuga	6	0	24	0	5	0	1	0	1	1	2	1	39	1	7	6	1	0	3	0	89	9
Chautauque	2	0	9	0	1	0	4	0	0	0	1	0	50	2	6	0	1	0	1	0	75	2
Chemung	4	0	8	0	0	0	4	0	5	1	0	0	47	1	2	1	3	0	5	0	78	3
Chemung	8	0	4	0	0	0	1	0	1	0	1	0	17	1	7	5	2	0	4	1	45	7
Clinton	14	0	18	0	1	0	1	0	29	1	2	1	22	1	53	4	1	0	1	0	142	7
Columbia	2	0	13	1	0	0	3	0	2	0	2	1	40	1	14	6	3	0	12	0	91	9
Cortland	3	0	9	0	0	0	1	0	1	1	0	0	19	0	0	0	0	0	2	0	35	1
Delaware	4	0	5	0	1	0	2	0	0	0	3	0	10	0	1	0	1	0	8	0	35	0
Dutchess	14	0	25	0	3	2	2	0	4	2	1	0	49	1	4	1	2	0	3	0	107	6
Erie	96	0	106	0	1	0	4	0	41	7	6	2	422	17	46	9	5	0	6	0	733	35
Essex	5	0	12	0	0	0	1	0	2	2	1	0	11	0	13	3	1	0	3	0	49	5
Franklin	2	0	4	0	0	0	0	0	8	0	4	0	13	1	86	0	3	0	3	0	123	1
Fulton	2	0	1	0	0	0	0	0	0	0	1	1	5	0	0	0	0	0	0	0	9	1
Genesee	6	0	7	0	1	0	2	0	1	0	0	0	17	0	3	1	1	0	1	1	39	2
Greene	4	0	7	0	0	0	3	0	0	0	1	1	15	1	3	2	1	0	3	0	37	4
Hamilton	0	0	0	0	0	0	0	0	0	0	0	0	3	0	0	0	0	0	1	0	4	0
Herkimer	4	0	6	0	3	1	2	0	1	1	2	1	20	0	7	3	0	0	2	0	47	6
Jefferson	11	0	13	0	2	0	3	0	3	3	0	0	45	0	8	4	0	0	3	0	88	7
Kings	0	0	1	0	0	0	0	0	0	0	0	0	0	0	0	0	1	0	0	0	2	0
Lewis	8	0	12	0	1	0	1	0	1	1	0	0	25	0	2	1	0	0	1	0	51	2
Livingston	1	0	6	0	2	0	0	0	1	1	0	0	18	0	2	2	0	0	4	1	34	4
Madison	1	0	11	0	2	1	1	0	2	1	2	1	15	0	2	0	0	0	3	0	39	3
Montroe	14	0	36	0	1	0	3	0	2	0	0	0	76	4	3	2	2	0	4	0	141	6
Montgomery	3	0	11	0	0	0	1	0	0	0	0	0	16	1	1	1	0	0	0	0	32	2
Nassau	25	0	51	0	0	0	1	0	0	0	4	0	5	0	64	0	5	0	10	0	165	0
New York	1	0	2	0	0	0	0	0	0	0	0	0	3	0	1	0	0	0	0	0	7	0
Niagara	19	0	33	0	4	0	1	0	1	1	0	0	38	2	19	0	0	0	2	0	117	3
Oneida	16	0	15	0	8	0	2	0	1	1	1	1	56	2	1	0	2	0	1	0	103	4
Onondaga	42	0	60	0	0	0	0	0	3	1	3	2	129	1	10	4	5	0	10	0	262	8
Ontario	7	0	17	1	1	0	3	0	1	0	3	0	40	0	8	6	0	0	5	0	85	7
Orange	26	0	44	0	0	0	2	0	3	1	2	0	49	2	5	1	1	0	8	0	140	4
Orleans	1	0	9	0	1	1	3	0	0	0	0	0	26	1	4	4	3	0	1	0	48	6
Oswego	13	0	9	0	0	0	2	0	1	1	1	1	59	2	3	2	0	0	3	0	91	6
Otsego	5	0	8	0	5	0	2	0	0	0	0	0	34	0	3	2	0	0	6	0	63	2
Out-Of-State	4	0	2	0	2	0	3	0	0	0	0	0	0	0	0	0	0	0	2	0	13	0
Putnam	3	0	10	0	0	0	1	0	3	2	2	0	71	2	7	2	2	0	3	0	102	6
Queens	0	0	0	0	0	0	0	0	0	0	0	0	0	0	2	0	0	0	0	0	2	0
Rensselaer	16	0	19	0	1	0	1	0	3	0	1	1	32	0	7	2	0	0	7	1	87	4
Rockland	4	0	14	0	0	0	0	0	1	0	0	0	22	0	5	1	1	0	0	0	47	1
Saratoga	19	0	28	0	3	0	3	0	4	4	3	1	53	2	4	2	4	0	1	0	122	9
Schenectady	15	0	18	0	0	0	0	0	2	1	3	1	35	3	2	1	1	0	1	0	77	6
Schoharie	7	0	16	0	0	0	4	0	1	0	1	1	7	0	2	0	2	1	3	0	43	2
Schuyler	2	0	1	0	0	0	2	0	1	1	0	0	7	0	2	2	2	0	6	0	23	3
Seneca	1	0	8	1	0	0	0	0	0	0	1	1	10	1	4	4	1	0	0	0	25	7
St. Lawrence	5	0	13	0	1	0	4	0	12	3	4	0	49	5	44	22	3	1	6	0	141	31
Stuben	8	0	11	0	1	0	2	0	1	0	3	2	20	1	4	2	0	0	8	0	58	5
Suffolk	26	0	28	0	0	0	1	0	0	0	3	0	84	3	14	0	3	0	2	0	161	3
Sullivan	10	0	8	0	2	0	2	0	0	0	2	2	4	0	2	1	0	0	2	0	32	3
Tioga	2	0	17	1	1	0	1	0	1	0	2	2	28	1	5	4	2	0	4	1	63	9
Tompkins	7	0	16	0	2	0	3	0	2	0	6	1	124	6	4	1	8	0	26	0	198	8
Ulster	6	0	24	0	1	0	2	0	3	1	2	1	56	0	2	0	4	1	8	0	108	3
Warren	10	0	10	1	0	0	0	0	0	0	1	1	8	0	3	2	0	0	1	0	33	4
Washington	5	0	17	0	6	0	1	0	1	0	4	0	24	1	5	2	1	0	3	1	67	4
Wayne	7	0	15	0	1	0	0	0	0	0	1	0	16	0	2	1	1	0	5	0	48	1
Westchester	29	0	77	1	0	0	0	0	9	3	5	0	332	10	29	6	8	0	6	0	495	20
Wyoming	4	0	4	0	2	0	2	0	1	0	0	0	9	0	1	0	1	0	1	0	25	0
Yates	2	0	5	0	0	0	0	0	0	0	0	0	8	0	6	4	0	0	5	0	26	4
Total	601	0	1035	9	71	6	97	0	176	50	94	31	2697	83	575	147	95	3	248	7	5,689	336

Any unlisted county had no specimens processed during the reporting period.

RABIES LABORATORY

Wadsworth Center
New York State Department of Health

Laboratory Confirmed Rabies
01/01/2013 - 12/31/2013



Albany	3B,1F,11R,9S
Allegany	2C,1Co,1D,1Fr,4R
Bronx	1B,2S
Broome	2B,1F,1R
Cattaraugus	1C,1F,2R
Cayuga	1B,1F,6R,1S
Chautauqua	2B
Chemung	1B,1R,1S
Chenango	1B,1Fs, 5R
Clinton	1B,1F,4R,1S
Columbia	1B, 1C,1F,6R
Cortland	1S
Delaware	0
Dutchess	1B,Co,1R,2S
Erie	17B,2Fr,9R,7S
Essex	3R,2S
Franklin	1B
Fulton	1F
Genesee	1D,1R
Greene	1B, 1F,2R
Hamilton	0
Herkimer	1Co,1F,3R,1S
Jefferson	4R,3S
Kings	2R
Lewis	1R,1S
Livingston	1 Ot, 2R,1S
Madison	1Co,1F,1S
Monroe	4B,2R
Montgomery	1B,1R
Nassau	0
New York	2B
Niagara	2B,1S
Oneida	2B,1F,1S
Onondaga	1B,2F,4R,1S
Ontario	1C,6R
Orange	2B,1R,1S
Orleans	1B,1Co,4R
Oswego	2B, 1F, 2R,1S
Otsego	2R
Out-Of-State	0
Putnam	2B,2R,2S
Queens	0
Rensselaer	1F,1Ot,2R
Richmond	1B, 1C,44R,2S,1Op
Rockland	1R
Saratoga	2B,1F, 12R,4S
Schenectady	3B,1F,1R,1S
Schoharie	1Fr,1W
Schuyler	2R,1S
Seneca	1B,1C,1F, 4R
St. Lawrence	5B, 22R,3S,1W
Steuben	1B,2F,2R
Suffolk	3B
Sullivan	2F,1R
Tioga	1B,1BC,1C,2F,4R
Tompkins	1F,6B,1R
Ulster	1F,1S,1W
Warren	1C,1F,2R
Washington	1B,1BC,2R
Wayne	1R
Westchester	1C,10B,6R,3S
Wyoming	0
Yates	4R

For map of NYC specimens refer to NYC website at
<http://www.nyc.gov/html/doh/downloads/pdf/od/animal-rabies-2013.pdf>

NYS RABIES LABORATORY, RABID SPECIES 20 YEARS

	1994	1995	1996	1997	1998	1999	2000	2001	2002	2003	2004	2005	2006	2007	2008	2009	2010	2011	2012	2013
Bat	-	2	1	3	9	1	3	1	3	-	-	1	-	1	1	2	-	-	-	
Bat, Big																				
Brown	34	39	64	70	89	101	108	95	86	84	106	67	114	90	98	64	61	58	106	80
Bat, Hoary	1	2	2	1	4	2	1	1	2	-	-	2	1	2	5	1	2	1	2	1
Bat, N. Long																				
Ear	3	1	1	2	1	-	-	-	-	-	-	1	2	-	1	2	-	-	-	1
Bat,																				
Pipistrelle	-	-	1	-	-	4	3	3	-	-	1	-	-	-	-	2	-	-	-	-
Bat, Red	-	1	-	1	1	-	1	1	1	1	2	3	2	3	-	1	-	1	3	1
Bat,																				
Silverhair	-	-	1	1	1	-	-	-	-	2	-	-	-	-	1	5	2	1	-	-
Bat, Small																				
Brown	3	3	4	2	11	9	8	8	7	3	6	6	8	8	6	5	3	3	3	-
Bear	-	-	-	-	-	1	-	-	-	1	-	-	-	-	-	-	-	-	-	-
Beaver	1	1	-	-	-	-	-	1	-	-	-	1	-	-	-	-	-	-	1	-
Bobcat	-	1	-	2	-	1	-	-	-	2	-	-	-	-	-	1	-	-	-	2
Cat	31	27	28	21	28	31	29	31	29	27	18	21	25	17	24	27	43	38	22	9
Cattle	9	9	9	15	8	9	7	6	12	3	2	9	6	-	6	3	6	7	5	6
Coyote	-	-	1	-	-	-	-	-	-	1	1	1	-	-	1	-	2	-	-	-
Deer	1	2	1	-	1	1	-	-	5	2	3	2	-	2	2	-	2	1	5	2
Dog	4	3	4	5	-	-	1	2	3	1	1	1	1	1	1	-	1	1	-	-
Ferret	-	1	-	-	1	-	-	-	-	-	-	-	-	-	-	-	-	-	-	-
Fisher	1	-	-	-	-	-	-	-	-	-	-	-	-	1	-	-	-	-	-	1
Fox	-	-	-	-	-	-	-	-	-	-	-	-	-	-	1	-	-	-	-	-
Fox, Gray	11	22	23	43	40	38	37	24	26	16	25	21	25	17	12	14	31	21	21	27
Fox, Red	11	10	13	10	11	6	8	12	12	3	5	3	6	8	7	10	3	5	7	4
Goat	-	-	1	2	-	-	13	1	-	2	-	-	-	-	-	1	-	1	1	-
Guinea Pig	-	-	-	-	-	-	-	-	-	1	-	-	-	-	-	-	-	-	-	-
Horse	7	3	2	2	4	7	1	2	2	1	-	2	2	2	1	-	2	-	1	-
Llama	-	-	-	-	-	-	-	-	-	-	-	-	-	-	-	-	-	-	-	-
Mink	-	-	-	-	-	-	-	-	-	-	-	-	-	-	-	-	-	-	1	-
Mule	-	-	-	-	-	-	-	-	-	-	-	1	-	-	-	-	-	-	-	-
Muskrat	-	-	-	-	-	-	-	-	-	-	-	-	-	-	-	-	-	-	-	-
Opossum	-	-	-	2	-	-	1	-	-	-	-	-	-	-	-	-	-	-	-	-
Otter	-	-	-	-	1	-	-	-	-	1	1	-	1	-	-	-	-	1	1	2
Pig	-	-	-	-	-	-	-	-	-	-	-	-	-	-	-	-	-	-	-	-
Rabbit	-	-	-	1	-	-	-	3	-	-	-	-	-	-	-	-	-	-	-	-
Rabbit,																				
Domestic	1	-	1	-	-	-	-	-	-	-	-	-	-	-	1	-	-	-	-	-
Raccoon	1271	842	684	836	689	513	410	415	339	195	253	334	320	282	263	226	250	162	186	147
Sheep	-	-	-	2	-	-	-	-	-	-	-	-	-	-	-	1	1	-	-	-
Skunk	168	182	229	236	195	187	202	164	172	74	103	86	95	75	63	72	85	62	53	50
Woodchuck	13	7	10	10	8	10	4	12	8	4	5	3	4	6	4	3	5	7	7	3
Other Wild	-	-	-	-	-	-	1	-	-	-	-	-	-	-	-	-	-	-	-	-
TOTALS	1570	1158	1080	1267	1102	921	838	782	707	424	532	565	612	515	498	440	499	370	425	336

RABIES LABORATORY, OPERATIONS DATA 15 YEARS

	1999	2000	2001	2002	2003	2004	2005	2006	2007	2008	2009	2010	2011	2012	2013
Specimens Received															
Animal carcass	9423	10040	8973	8481	8236	8459	8318	8928	9730	9345	7275	6642	6430	6657	5689
Human Sera	2303	2125	2369	1997	2105	2258	2179	2000	2167	1529	1272	1042	964	1086	877
Animal Sera - serum neutralization	932	963	1188	971	852	2108	2806	1290	1389	3003	1503	1815	753	1080	2524
Animal - variant typing	221	198	75	170	166	160	17	138	132	88	92	82	83	311	64
Human Diagnostic testing	4	10	3	2	5	6	8	8	3	4	2	4	10	0	1
Specimens Tested															
Direct Flourescent Antibody	9423	10040	8973	8481	8236	8459	8318	8928	9730	9345	7275	6642	6430	6657	5689
Neutralization for rabies antibody	3235	3088	3557	2968	2957	4366	4985	3290	3556	4532	2775	2857	1717	2166	3401
Cell culture virus isolation	269	258	315	250	169	177	152	151	128	116	110	104	104	110	135
Monoclonal antibody typing	221	198	75	170	166	160	17	138	132	88	92	82	83	200	64
PCR identification of Rabies	0	0	0	0	0	0	0	0	0	0	0	0	0	1500	0
Human Diagnostic Testing	4	10	3	2	5	6	8	8	3	4	2	4	10	0	1
Workload/Test performed	← estimated →														
Direct Flourescent Antibody	17990	18605	15055	14500	15100	18200	17500	17225	16450	15525	11449	10398	20138	24429	17352
Neutralization for rabies antibody	3887	3762	4389	3648	3553	5842	6949	4193	4528	6634	3827	4128	2244	2922	4359
Cell Culture virus isolation	1105	990	375	850	830	800	85	690	660	440	460	410	415	2000	135
Monoclonal Antibody tests	221	198	75	170	166	160	17	138	132	88	92	82	83	400	174
Human Diagnostic Testing	36	90	27	18	45	54	72	72	27	36	18	36	90	0	78
PCR tests	previously not performed												9576	648	
DFA Positive screening procedure	previously not performed												735	805	
NonSpecific Staining Procedure	previously not counted												75	46	

RABIES LABORATORY
New York State Department of Health
Specimens Tested 2013

Albany	234	Niagara	117
Allegany	62	Oneida	103
Bronx	15	Onondaga	262
Broome	88	Ontario	85
Cattaraugus	88	Orange	140
Cayuga	89	Orleans	48
Chautauqua	75	Oswego	91
Chemung	78	Otsego	63
Chenango	45	Out-Of-State	13
Clinton	142	Putnam	102
Columbia	91	Queens	2
Cortland	35	Rensselaer	87
Delaware	35	Rockland	47
Dutchess	107	Saratoga	122
Erie	733	Schenectady	77
Essex	49	Schoharie	43
Franklin	123	Schuyler	23
Fulton	9	Seneca	25
Genesee	39	St. Lawrence	141
Greene	37	Steuben	58
Hamilton	4	Suffolk	161
Herkimer	47	Sullivan	32
Jefferson	88	Tioga	63
Kings	2	Tompkins	198
Lewis	51	Ulster	108
Livingston	34	Warren	33
Madison	39	Washington	67
Monroe	141	Wayne	48
Montgomery	32	Westchester	495
Nassau	165	Wyoming	25
New York	7	Yates	26

RABIES LABORATORY WADSWORTH CENTER

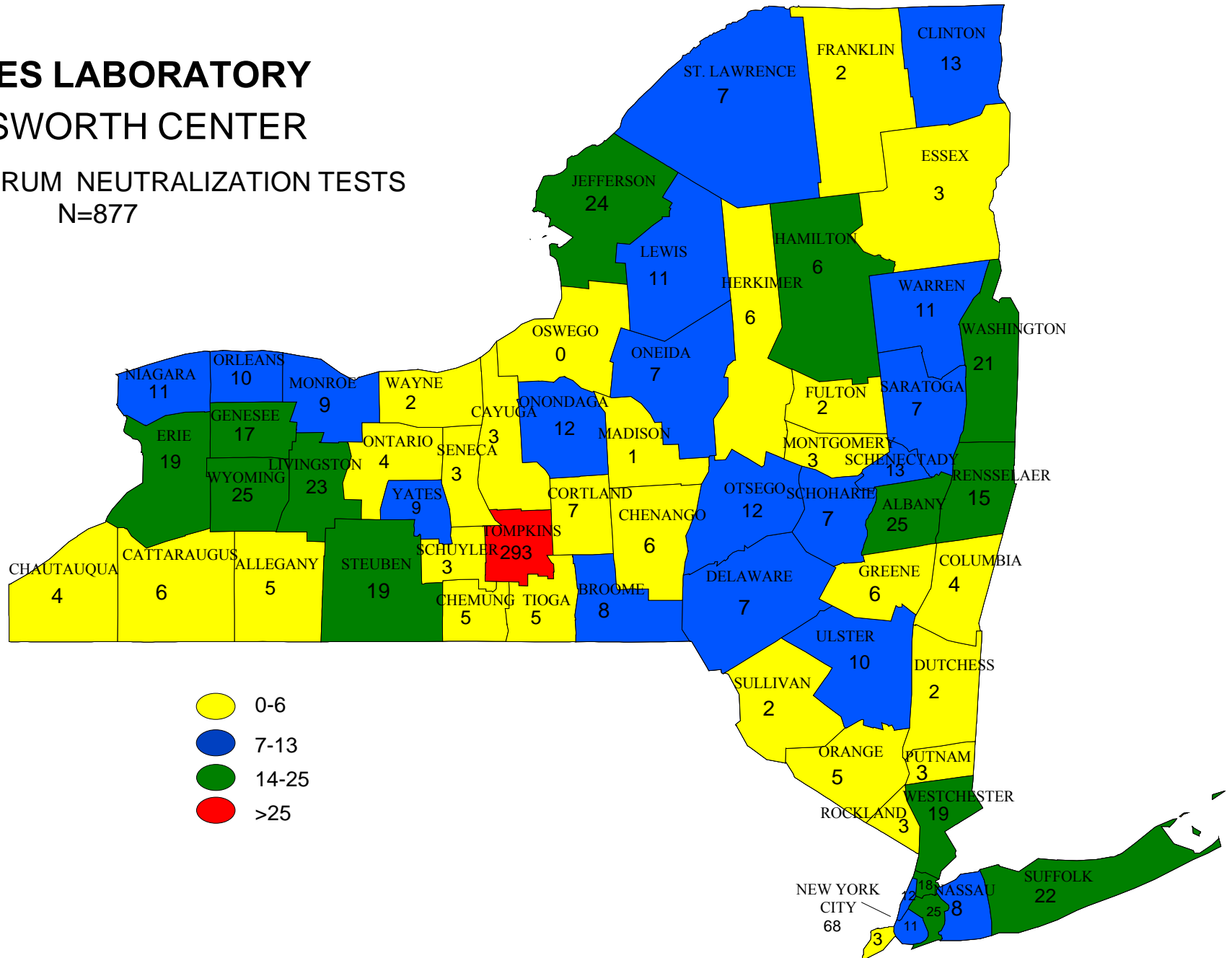
SERUM NEUTRALIZATION TESTS
FOR HUMAN RABIES ANTIBODY, 2013

TOTAL = 877

Albany	25	Niagara	11
Allegany	5	Oneida	7
Bronx	18	Onondaga	12
Broome	8	Ontario	4
Cattaraugus	6	Orange	5
Cayuga	3	Orleans	10
Chautauqua	4	Otsego	12
Chemung	5	Out-Of-State	19
Chenango	6	Putnam	3
Clinton	13	Queens	25
Columbia	4	Rensselaer	15
Cortland	7	Richmond	3
Delaware	7	Rockland	3
Dutchess	2	Saratoga	7
Erie	19	Schenectady	13
Essex	3	Schoharie	7
Franklin	2	Schuyler	3
Fulton	2	Seneca	3
Genesee	17	St. Lawrence	7
Greene	6	Steuben	19
Herkimer	6	Suffolk	22
Jefferson	24	Sullivan	2
Kings	11	Tioga	5
Lewis	11	Tompkins	293
Livingston	23	Ulster	10
Madison	1	Warren	11
Monroe	9	Washington	21
Montgomery	3	Wayne	2
Nassau	8	Westchester	19
New York	12	Wyoming	25
		Yates	9

RABIES LABORATORY WADSWORTH CENTER

2013 HUMAN SERUM NEUTRALIZATION TESTS
N=877



NYS RABIES LABORATORY – 2013 SPECIMENS TESTED BY SPECIES

	TOTAL SPECIMENS TESTED	TOTAL POSITIVE
AFRICAN WILD DOG	1	0
ALPACA	11	0
BAT	10	0
BAT, BIG BROWN	2521	80
BAT, HOARY	5	1
BAT, MYOTIS K.	8	1
BAT, PIPISTRELLE	3	0
BAT, RED	35	1
BAT, SILVERHAIR	18	0
BAT, SMALL BROWN	97	0
BEAR	11	0
BEAVER	7	0
BOBCAT	14	2
CAT	1035	9
CATTLE	71	6
CHIPMUNK	4	0
COYOTE	12	0
DEER	107	2
DOG	601	0
ELK	1	0
DONKEY	2	0
FERRET	3	0
FISHER	22	1
FOX	3	0
FOX, GRAY	48	27
FOX, RED	43	4
GOAT	32	0
HAMSTER	1	0
HORSE	45	0
LLAMA	1	0
MINK	1	0
MOOSE	2	0
MOUSE	2	0
MUSKRAT	5	0
OPPOSSUM	39	0
OTTER	12	2
PIG	3	0
PORCUPINE	6	0
RABBIT	1	0
RABBIT, DOMESTIC	3	0
RABBIT, WILD	2	0
RACCOON	575	147
RAT, WILD	3	0
REINDEER	2	0
SHEEP	15	0
SKUNK	176	50
SQUIRREL	4	0
SQUIRREL, FLYING	2	0
SQUIRREL, GRAY	18	0
VOLE	1	0
WEASEL	3	0
WOODCHUCK	42	3
GRAND	5689	336

NYS RABIES LABORATORY

2013 HUMAN/ANIMAL CONTACT

Raccoon Submissions

	2013	2012	2011	2010	2009	2008	2007	2006	2005	2004
Total	575	522	876	954	1063	1720	1820	1349	1127	1321
Positive	147	186	162	250	226	263	282	320	334	253
Negative	411	322	689	677	794	1408	1476	977	737	1009
Unsatisfactory	17	14	25	27	43	49	62	52	56	59

Contact with Humans

Total	181	182	282	194	245	197	276	239	206	236
Positive	43	48	48	58	47	47	70	61	50	62
Negative	135	129	213	132	194	149	204	171	156	157
Unsatisfactory	3	5	21	4	4	1	2	7	0	17

Contact with Cats

Total	29	21	17	11	38	46	42	30	42	44
Positive	13	7	10	4	19	22	20	13	22	19
Negative	16	14	7	5	17	21	21	17	18	23
Unsatisfactory	0	0	0	2	2	3	1	0	2	2

Contact with Dogs

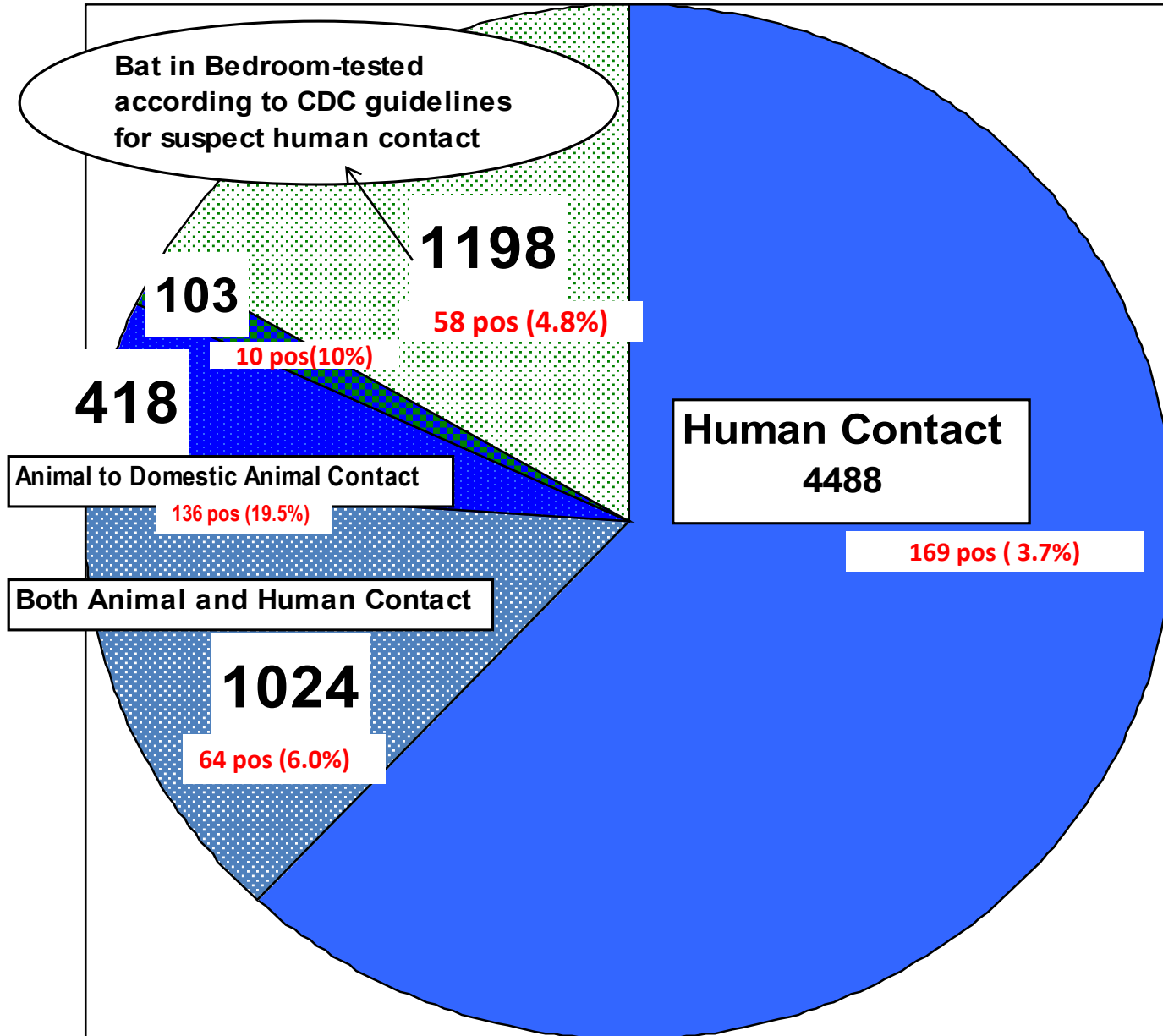
Total	164	208	170	190	237	227	295	293	292	276
Positive	78	105	76	112	112	120	140	169	144	135
Negative	80	92	92	70	118	105	144	119	142	136
Unsatisfactory	6	11	2	8	7	2	11	5	6	5

Contact with other Domestics

Total	9	22	21	24	17	-	-	-	-	-
Positive	2	9	15	11	10	-	-	-	-	-
Negative	6	13	4	13	5	-	-	-	-	-
Unsatisfactory	1	0	2	0	1	-	-	-	-	-

2012 Rabies Specimen Submissions

TOTAL SPECIMENS RECEIVED = 6657

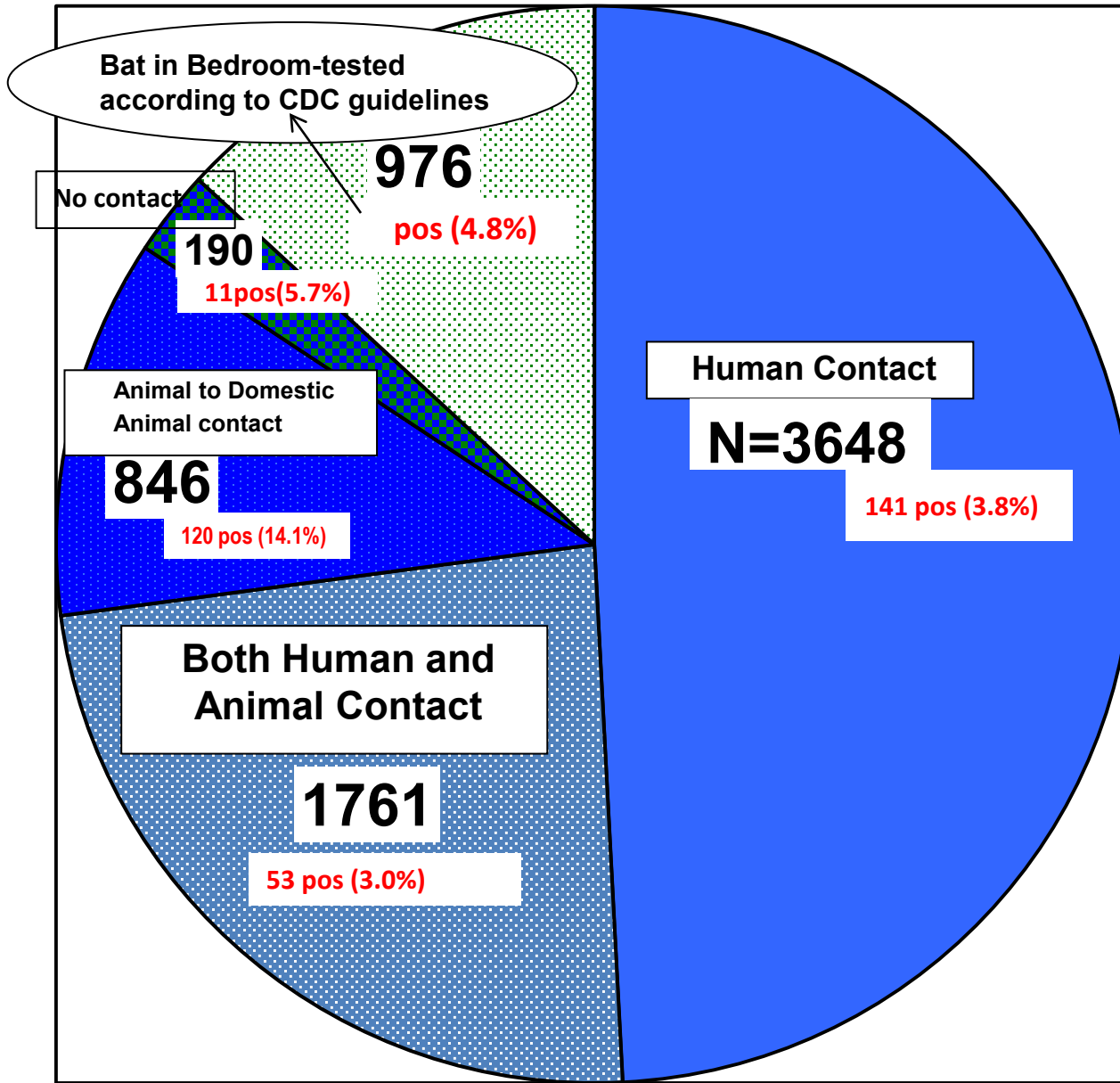


- Human Contact Total Specimens (67.4%)
- Both Human and Animal Contact (15.3%)
- Animal Contact- Domestic or Companion (6.2%)
- No Human or Animal Contact (USDA Specimens) (1.5%)
- Bats with unknown contact - "Bat in the Bedroom" (16.9%)

2013 Rabies Specimen Submissions

TOTAL SPECIMENS RECEIVED 2013 = 5689

TOTAL SPECIMENS COUNTED = 5663



■ Human Contact Total Specimens

■ Both Human and Animal Contact

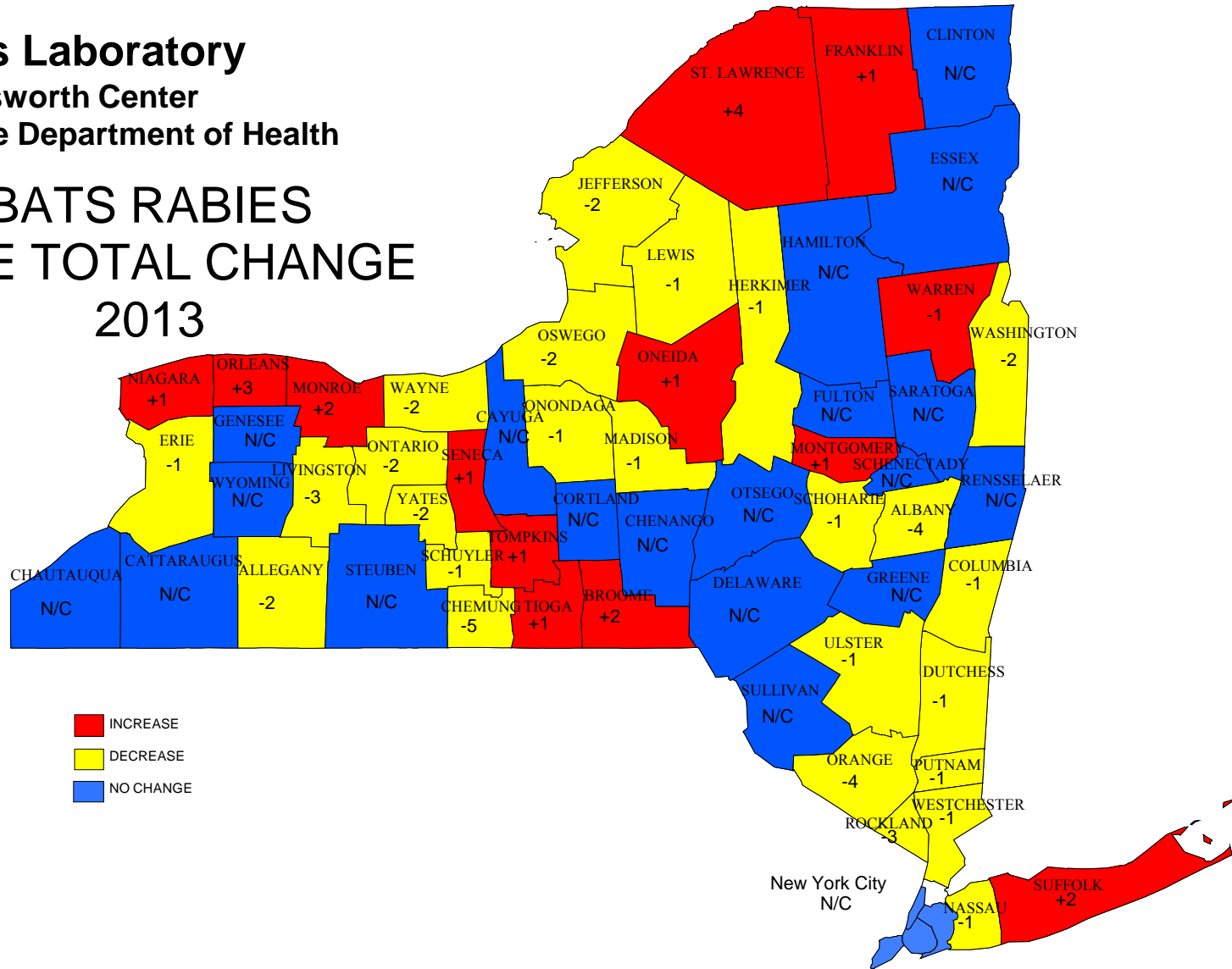
■ Animal Contact-Domestic or Companion

■ No Human or Animal Contact (USDA Specimens)

■ Bats with unknown contact - "Bat in the Bedroom"

Rabies Laboratory
Wadsworth Center
New York State Department of Health

**BATS RABIES
CASE TOTAL CHANGE
2013**



- INCREASE
- DECREASE
- NO CHANGE

NEW YORK STATE RABIES LABORATORY - SPECIES TESTED – 20 YRS 1994 – 2013

	1994	1995	1996	1997	1998	1999	2000	2001	2002	2003	2004	2005	2006	2007	2008	2009	2010	2011	2012	2013
Alpaca	-	-	-	-	-	-	-	-	-	-	-	-	-	-	9	5	6	6	4	11
Bat	78	100	118	99	58	69	97	43	65	52	32	50	49	125	176	39	16	10	20	10
Bat, Big Brown	573	710	1461	1510	1947	2352	3126	2743	2703	2993	2510	2819	2919	2958	3158	2685	2537	2573	3299	2521
Bat, Hoary	3	2	7	8	11	6	3	6	10	5	1	6	43	159	6	9	5	6	4	5
Bat, N. Long Ear	134	20	50	47	73	71	79	35	50	44	57	55	43	46	64	37	29	15	-	8
Bat, Pipistrelle	1	-	3	6	10	12	20	34	43	47	6	5	1	5	8	4	6	-	17	3
Bat, Red	9	21	14	7	61	35	47	36	38	25	13	24	50	61	15	27	16	11	31	35
Bat, Silverhair.	-	15	21	12	5	10	12	6	12	17	9	14	54	103	13	14	12	17	24	18
Bat, Small Brown	213	257	646	649	941	940	1180	1023	906	832	967	883	986	888	917	483	245	159	150	97
Bat, Small Footed	-	-	-	-	-	-	-	-	-	-	-	-	-	-	1	-	-	-	-	0
Bear	1	4	5	7	7	15	16	6	10	16	6	12	17	19	12	7	8	2	8	11
Beaver	13	9	8	9	3	7	7	11	3	1	4	2	6	5	6	4	2	1	2	7
Bobcat	3	3	1	4	1	6	3	4	-	5	2	4	3	4	1	2	2	9	14	
Cat	2619	2284	2253	2415	2125	1967	1973	1857	1675	1669	1560	1440	1502	1662	1478	1397	1331	1250	1107	1035
Cattle	212	132	178	190	159	152	103	103	114	109	86	91	97	73	62	80	70	70	64	71
Chipmunk	44	47	35	34	31	29	25	21	16	14	21	7	6	14	9	9	6	5	3	4
Coydog	2	-	-	-	-	-	-	-	-	-	-	-	-	-	-	-	-	-	-	0
Coyote	24	28	23	29	24	23	24	17	14	23	21	15	18	12	12	12	9	7	11	12
Deer	111	74	57	62	61	50	59	38	82	103	87	124	108	126	103	61	41	48	111	107
Dog	1031	960	915	878	855	817	830	717	767	827	759	706	695	715	708	658	651	719	660	601
Donkey	6	1	1	1	1	1	1	1	1	1	1	1	1	-	-	4	2	7	5	2
Elk-	-	-	-	-	-	-	-	-	-	-	-	-	-	-	2	1	1	-	1	0
Ferret	35	39	32	26	20	18	16	18	18	13	23	19	8	9	20	7	15	2	7	3
Fisher	1	-	2	5	1	4	-	3	2	1	5	3	9	6	-	2	2	2	16	22
Fox	16	9	5	11	4	7	4	4	1	1	2	3	3	3	5	2	2	3	1	3
Fox, Gray	27	51	51	112	107	158	106	84	80	50	68	124	112	33	41	43	91	46	38	48
Fox, Red	95	115	112	129	113	107	79	101	108	58	66	57	57	71	63	45	64	62	66	43
Gemsbok	-	-	-	-	-	-	-	-	-	-	-	-	-	-	1	-	-	-	-	0
Gerbil	12	2	4	-	-	-	2	-	1	-	-	1	-	-	-	2	2	-	-	0
Goat	36	21	40	30	47	26	74	36	25	36	33	32	36	24	31	27	32	27	34	32
Guinea Pig	4	8	3	3	4	2	5	3	5	1	-	1	2	-	-	-	-	1	-	0
Hamster	10	18	17	8	16	4	2	7	6	1	10	9	1	-	6	1	4	1	-	1
Horse	57	35	29	26	34	37	39	37	40	49	39	49	40	28	38	30	40	33	36	45
Llama	1	2	2	3	5	6	2	5	5	6	11	10	7	10	-	4	3	1	3	1
Mink	4	1	4	5	2	12	3	4	5	4	7	4	2	6	2	-	6	4	5	1
Mole	8	14	9	8	9	5	3	7	3	2	4	2	2	-	2	2	1	-	-	0
Monkey	3	1	2	1	1	1	1	-	-	-	-	-	-	2	1	1	-	-	-	0
Moose	-	-	-	-	-	3	2	1	2	1	3	8	3	6	3	6	-	5	2	
Mouse	37	35	24	28	22	16	19	17	19	13	14	17	14	9	6	2	4	1	2	2
Mule-	-	-	-	-	-	-	-	-	-	-	-	1	1	-	-	-	-	-	-	0
Muskrat	72	50	35	36	42	52	17	37	13	10	15	18	14	19	15	14	10	6	6	5
Opossum	119	96	125	222	168	134	125	172	71	71	89	85	132	150	140	70	49	34	23	39
Otter	-	1	4	3	1	1	-	2	-	3	2	1	1	1	1	-	1	1	13	12
Pig	5	2	4	3	6	3	7	4	2	2	2	-	4	1	3	2	4	2	3	3
Porcupine	14	15	4	6	5	15	6	5	8	5	6	4	7	4	5	6	1	2	4	6
Rabbit	64	63	52	61	44	22	35	27	24	11	19	15	9	9	3	8	3	3	2	1
Rabbit, Domestic	17	24	29	35	28	30	42	25	26	26	14	17	10	7	14	13	9	2	9	3
Rabbit, Wild	13	11	11	7	11	5	9	10	7	5	6	4	5	5	3	3	3	2	1	2
Raccoon	2109	1840	1617	1614	1701	1277	994	979	803	562	1321	1127	1349	1820	1720	1063	954	876	522	575
Rat	40	27	14	25	25	14	11	10	6	4	6	8	4	5	3	4	1	1	1	3
Rat, Domestic	1	3	1	6	5	2	7	-	3	1	4	1	3	1	5	4	1	-	-	0
Rat, Wild	3	6	3	2	7	2	5	6	12	13	3	5	3	5	2	3	4	-	1	
Sheep	35	12	25	26	25	12	13	16	12	16	15	16	10	9	15	11	13	10	9	15
Shrew	2	5	5	3	2	2	1	2	3	1	-	1	-	1	-	1	-	-	-	0
Skunk	324	373	537	642	675	566	524	388	403	260	337	279	303	319	260	224	194	290	206	176
Squirrel	66	26	23	5	18	8	9	7	11	11	14	3	10	16	10	6	6	2	10	4
Squirrel, Flying	8	22	11	13	16	10	5	7	5	16	4	-	8	5	6	5	1	4	5	2
Squirrel, Gray	72	118	118	104	111	78	82	80	100	85	54	35	41	35	50	29	24	19	17	18
Squirrel, Red	10	16	15	9	5	9	11	5	3	2	4	2	8	4	2	2	3	-	4	0
Vole	19	22	10	17	27	18	8	10	4	6	3	2	1	7	6	3	4	1	-	1
Weasel	11	18	13	5	9	16	3	8	4	10	3	8	12	3	1	5	2	4	3	
Woodchuck	293	248	184	232	164	175	149	137	119	90	99	93	93	107	95	83	77	78	69	42
Other Wild	11	11	5	9	11	8	15	8	15	12	9	9	6	12	2	4	6	4	2	
TOTALS	8731	8027	8977	9447	9862	9424	10040	8975	8481	8238	8460	8321	8929	9731	9345	7275	6642	6430	6654	5689

NYS RABIES LABORATORY- 2002 TO 2013 TERRESTRIAL RABIES POSITIVE

CATS	POSITIVES	TOTAL	PERCENT POSITIVE
2002	29	1675	1.73%
2003	27	1669	1.62%
2004	18	1560	1.15%
2005	21	1440	1.46%
2006	25	1502	1.66%
2007	17	1662	1.02%
2008	24	1478	1.62%
2009	27	1397	1.93%
2010	43	1331	3.23%
2011	38	1250	3.04%
2012	22	1107	1.99%
2013	9	1035	0.87%
Total	300	17106	1.75%

DOGS	POSITIVES	TOTAL	%POSITIVES
2002	3	767	0.39%
2003	1	827	0.12%
2004	1	759	0.13%
2005	1	706	0.14%
2006	1	695	0.14%
2007	1	715	0.14%
2008	1	708	0.14%
2009	0	658	0.00%
2010	1	651	0.15%
2011	1	719	0.14%
2012	0	660	0.00%
2013	0	601	0.00%
Total	11	8466	.129%

SKUNK	POSITIVES	TOTAL	% POSITIVE
2002	172	403	42.68%
2003	74	260	28.46%
2004	103	337	30.56%
2005	86	279	30.82%
2006	95	303	31.35%
2007	75	319	23.51%
2008	63	260	24.23%
2009	72	224	32.14%
2010	85	194	43.81%
2011	62	290	21.38%
2012	53	206	25.73%
2013	50	176	28.41%
Total	990	3251	30.45%

RACCOON	POSITIVE	TOTAL	% POSITIVE
2002	393	803	48.94%
2003	195	562	34.70%
2004	253	1321	19.15%
2005	334	1127	29.64%
2006	320	1349	23.72%
2007	282	1820	15.49%
2008	263	1720	15.29%
2009	226	1063	21.26%
2010	250	954	26.21%
2011	162	876	18.49%
2012	186	522	35.63%
2013	147	575	25.57%
Total	3011	12692	23.72%

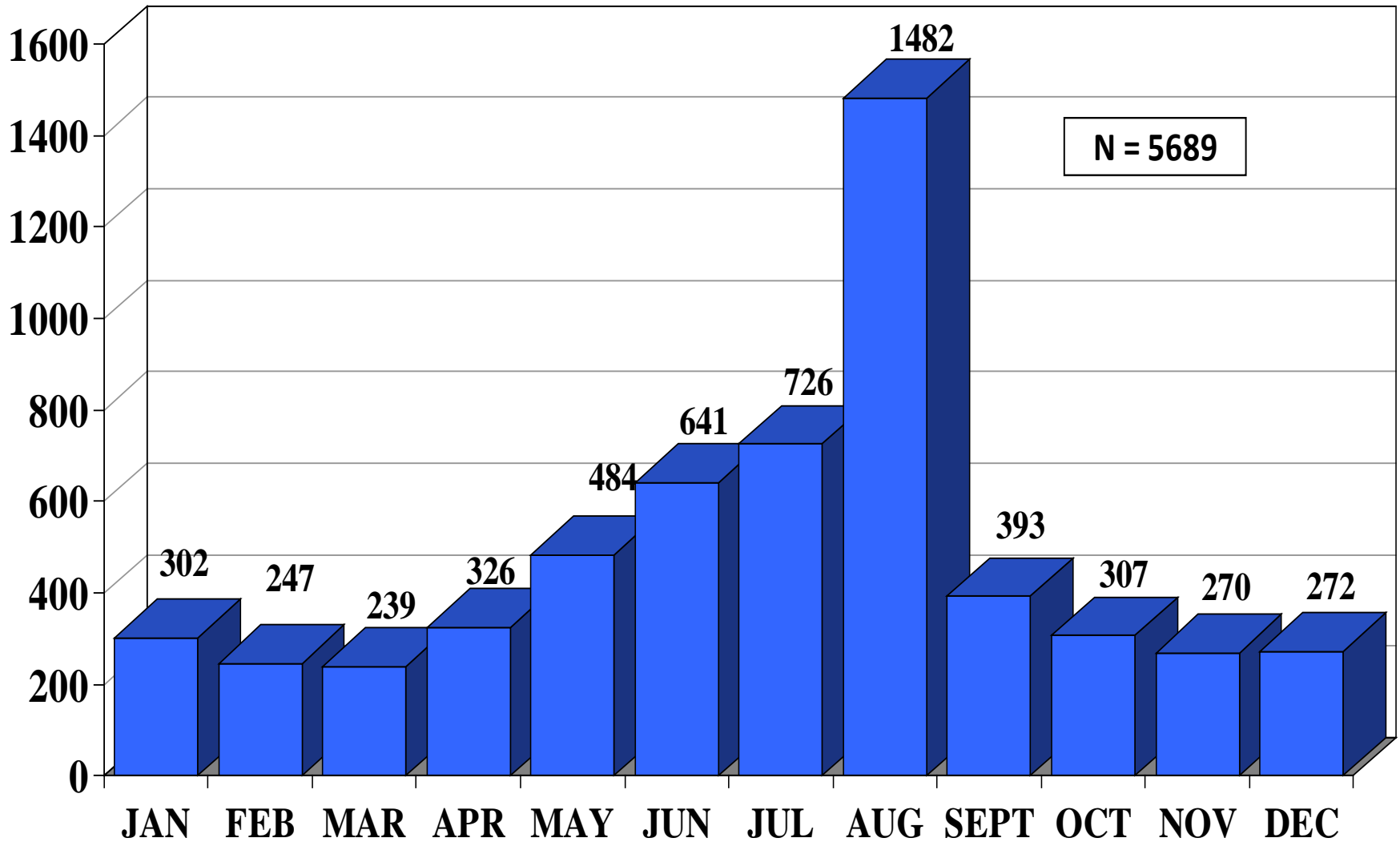
RABIES LABORATORY
WADSWORTH CENTER NYS DEPARTMENT OF HEALTH
PERCENT CHANGE IN SUBMISSIONS BY COUNTY 2012 TO 2013

COUNTY	2012	2013	Change	Percent change
Albany	252	234	-18	-7%
Allegany	58	62	4	7%
Bronx	5	15	10	200%
Broome	117	88	-29	-25%
Cattaraugus	145	88	-57	-39%
Cayuga	123	89	-34	-28%
Chautauqua	91	75	-16	-18%
Chemung	89	78	-11	-12%
Chenango	57	45	-12	-21%
Clinton	135	142	7	5%
Columbia	77	91	14	18%
Cortland	49	35	-14	-29%
Delaware	36	35	-1	-3%
Dutchess	101	107	6	6%
Erie	1060	733	-327	-31%
Essex	64	49	-15	-23%
Franklin	45	123	78	173%
Fulton	25	9	-16	-64%
Genesee	43	39	-4	-9%
Greene	29	37	8	28%
Hamilton	3	4	1	33%
Herkimer	57	47	-10	-18%
Jefferson	121	88	-33	-27%
Kings	1	2	1	100%
Lewis	69	51	-18	-26%
Livingston	37	34	-3	-8%
Madison	57	39	-18	-32%
Monroe	165	141	-24	-15%
Montgomery	24	32	8	33%
Nassau	158	165	7	4%
New York	7	7	0	0%
Niagara	137	117	-20	-15%
Oneida	142	103	-39	-27%
Onondaga	386	262	-124	-32%
Ontario	132	85	-47	-36%
Orange	158	140	-18	-11%
Orleans	70	48	-22	-31%
Oswego	129	91	-38	-29%
Otsego	68	63	-5	-7%
Putnam	107	102	-5	-5%
Queens	7	2	-5	-71%
Rensselaer	73	87	14	19%
Rockland	59	47	-12	-20%
Saratoga	146	122	-24	-16%
Schenectady	98	77	-21	-21%
Schoharie	34	43	9	26%
Schuyler	34	23	-11	-32%
Seneca	25	25	0	0%
St. Lawrence	144	141	-3	-2%
Steuben	77	58	-19	-25%
Suffolk	134	161	27	20%
Sullivan	38	32	-6	-16%
Tioga	69	63	-6	-9%
Tompkins	185	198	13	7%
Ulster	109	108	-1	-1%
Warren	47	33	-14	-30%
Washington	81	67	-14	-17%
Wayne	59	48	-11	-19%
Westchester	524	495	-29	-6%
Wyoming	42	25	-17	-40%
Yates	29	26	-3	-10%

SPECIMENS TESTED FOR RABIES BY MONTH

RABIES LABORATORY

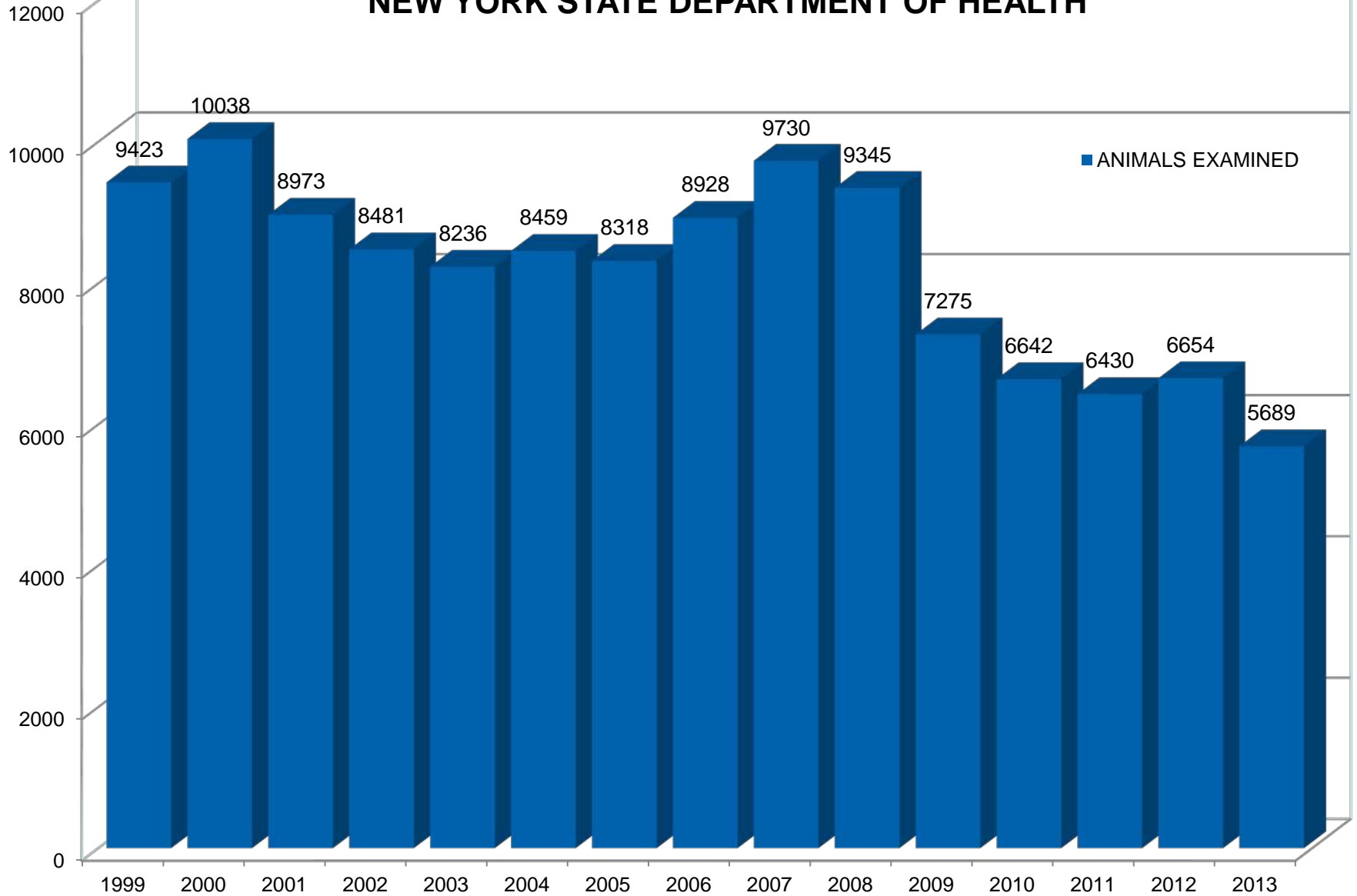
2013



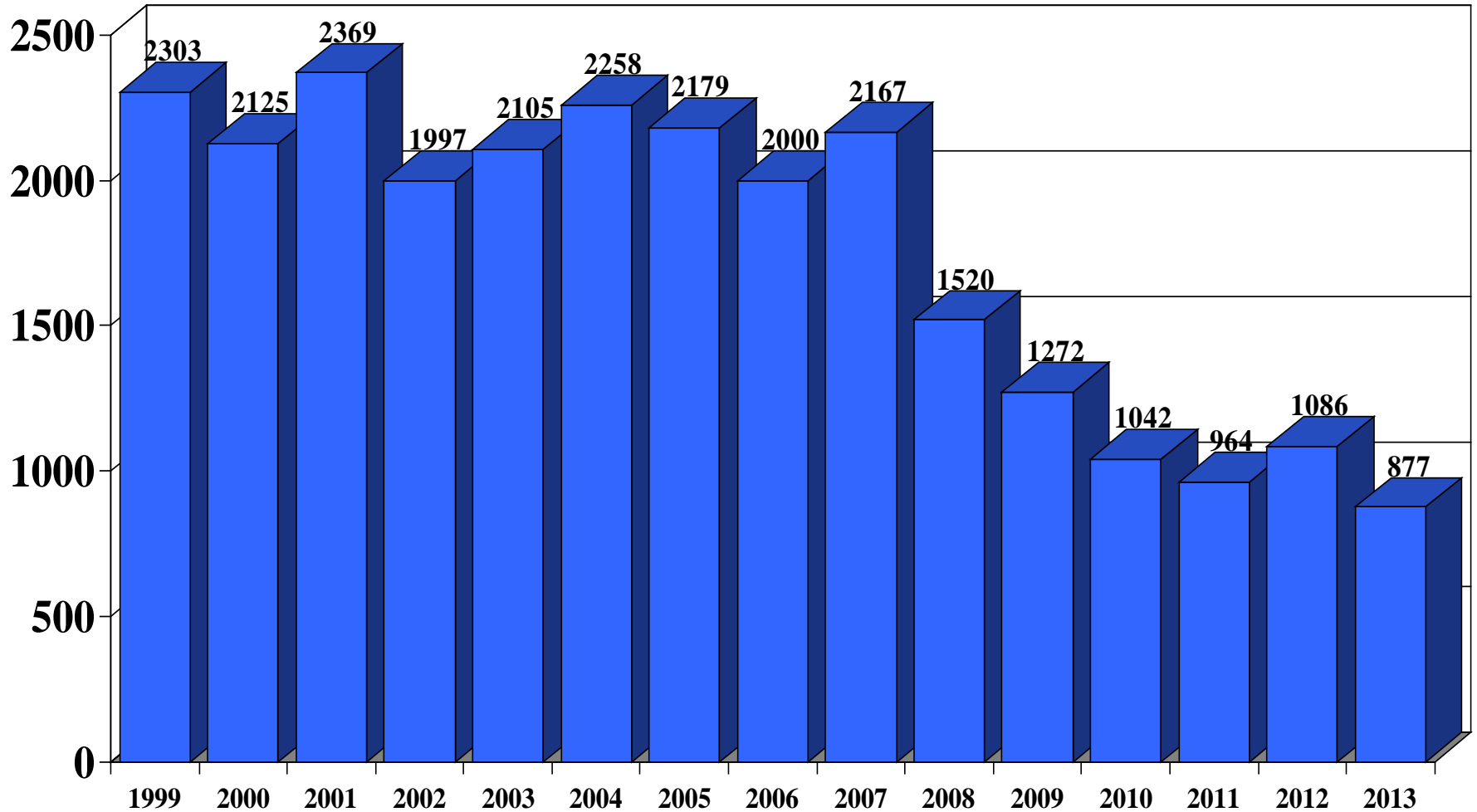
ANIMALS EXAMINED FOR RABIES

WADSWORTH CENTER RABIES LABORATORY

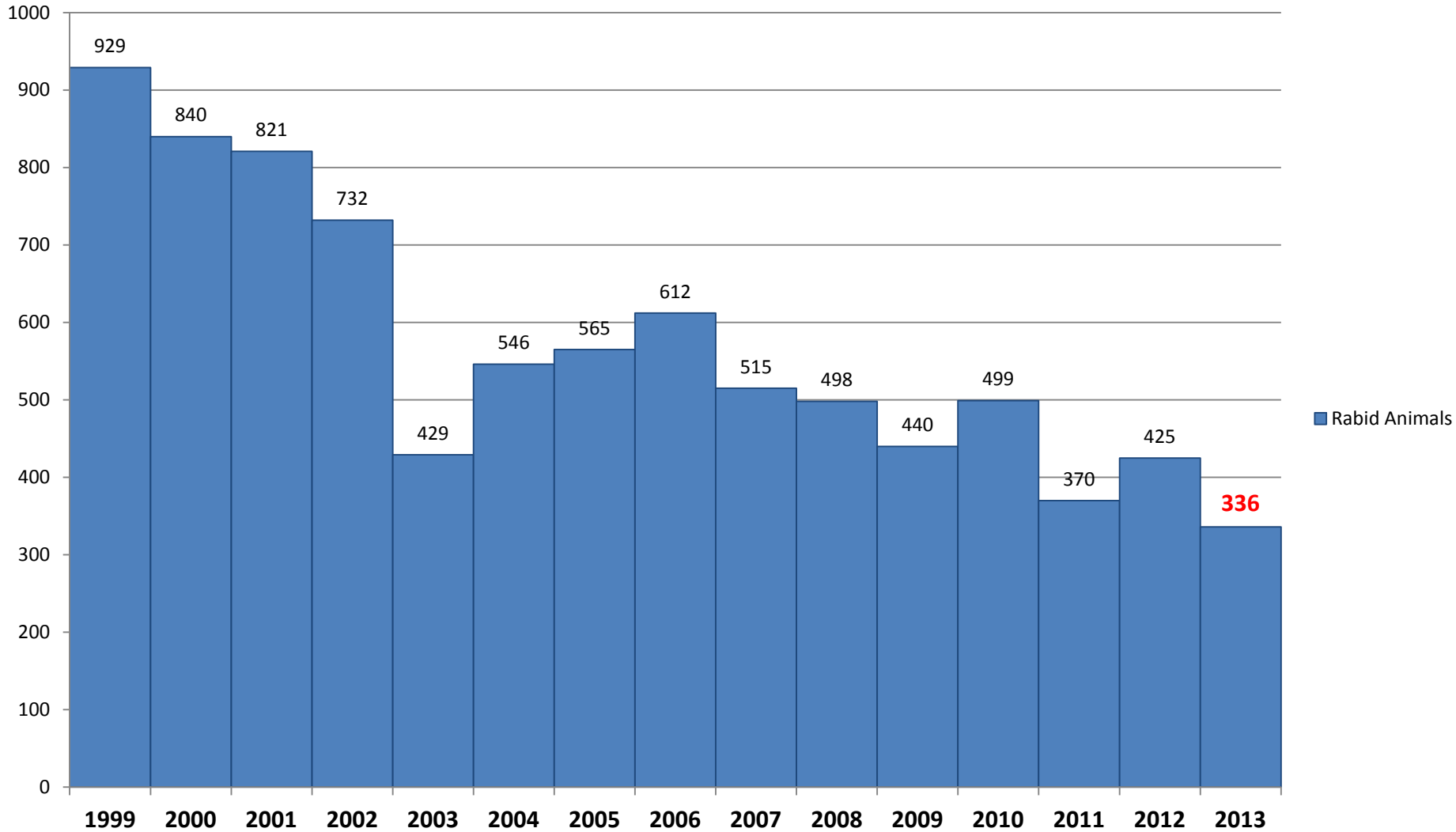
NEW YORK STATE DEPARTMENT OF HEALTH



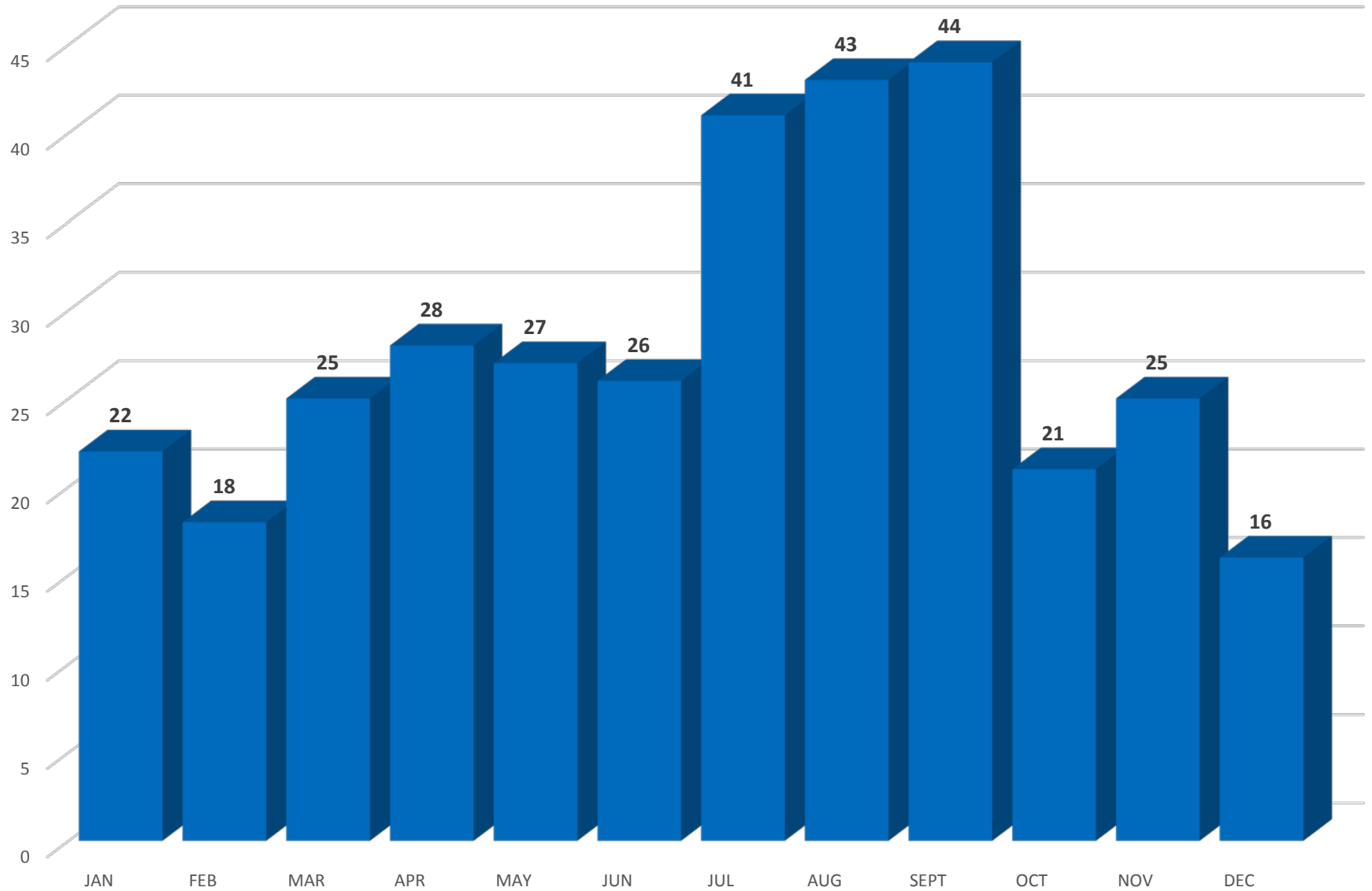
**RABIES ANTIBODY TESTS
HUMAN SERUM
WADSWORTH CENTER RABIES LABORATORY
15-YEAR PERIOD**



15 YEAR RABID ANIMALS NYS RABIES LABORATORY WADSWORTH CENTER

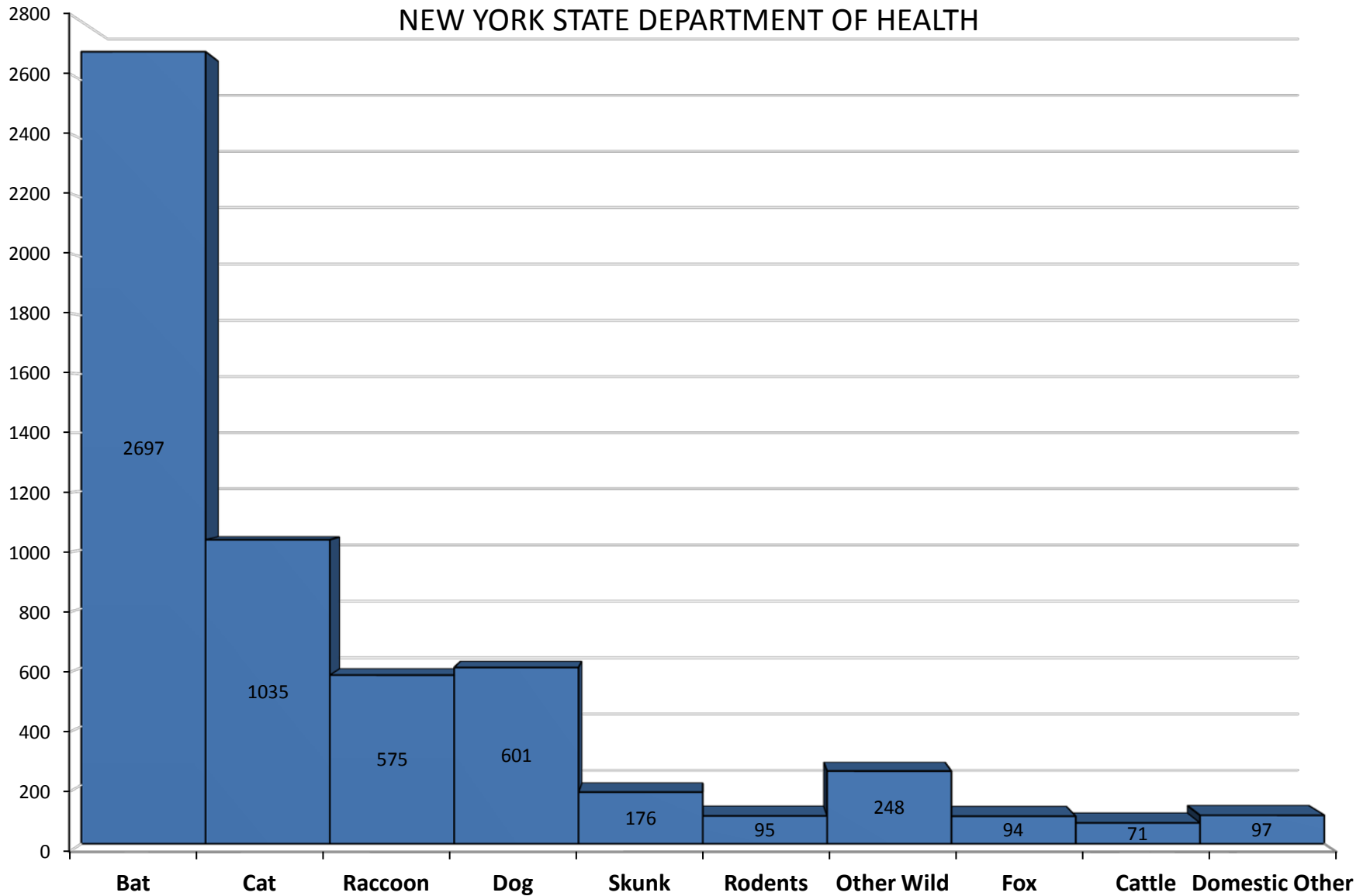


2013 SPECIMENS POSITIVE FOR RABIES
RABIES LABORATORY WADSWORTH CENTER
NEW YORK STATE DEPARTMENT OF HEALTH



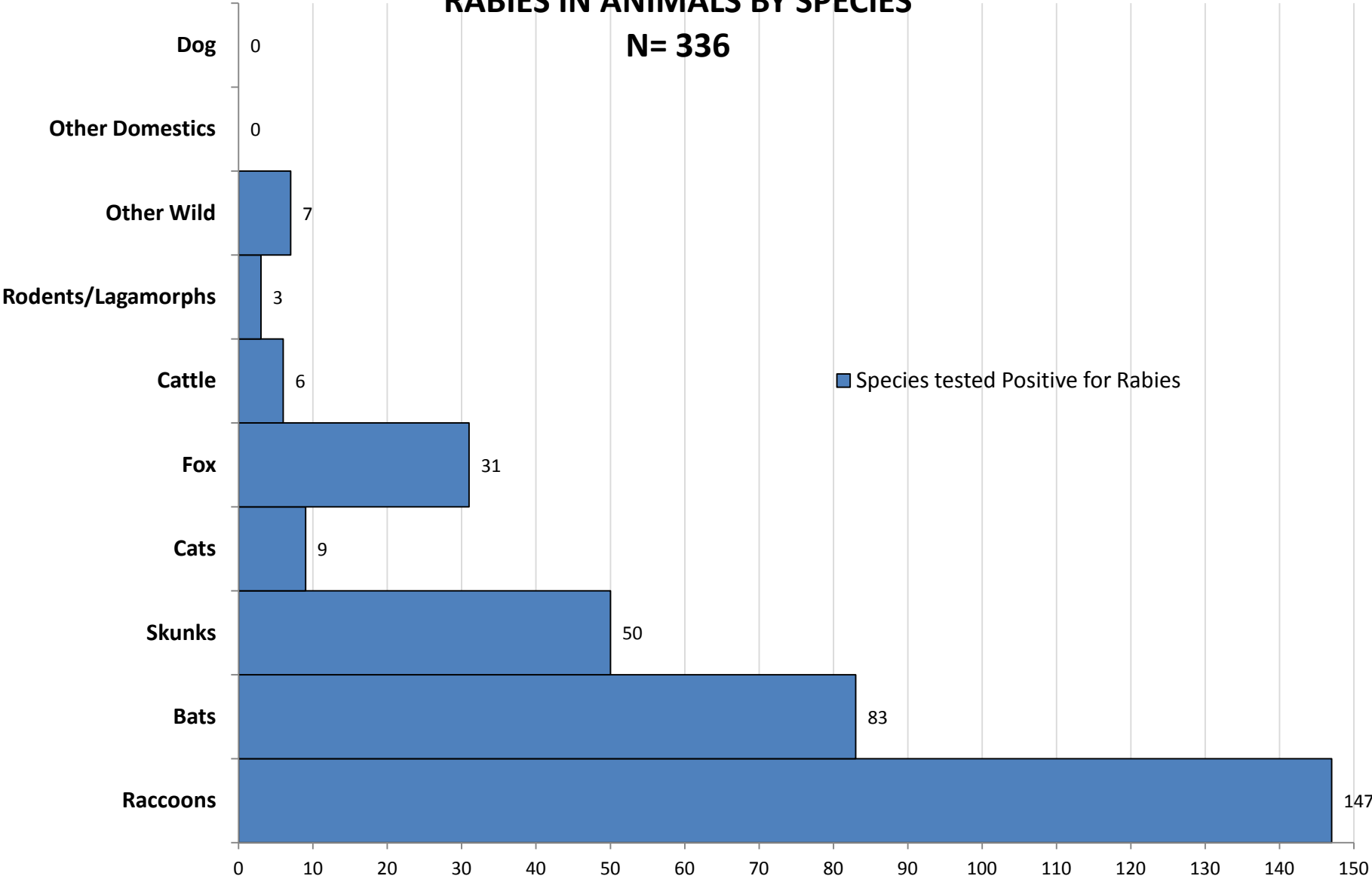
2013 TESTS FOR RABIES BY SPECIES

RABIES LABORATORY WADSWORTH CENTER
NEW YORK STATE DEPARTMENT OF HEALTH



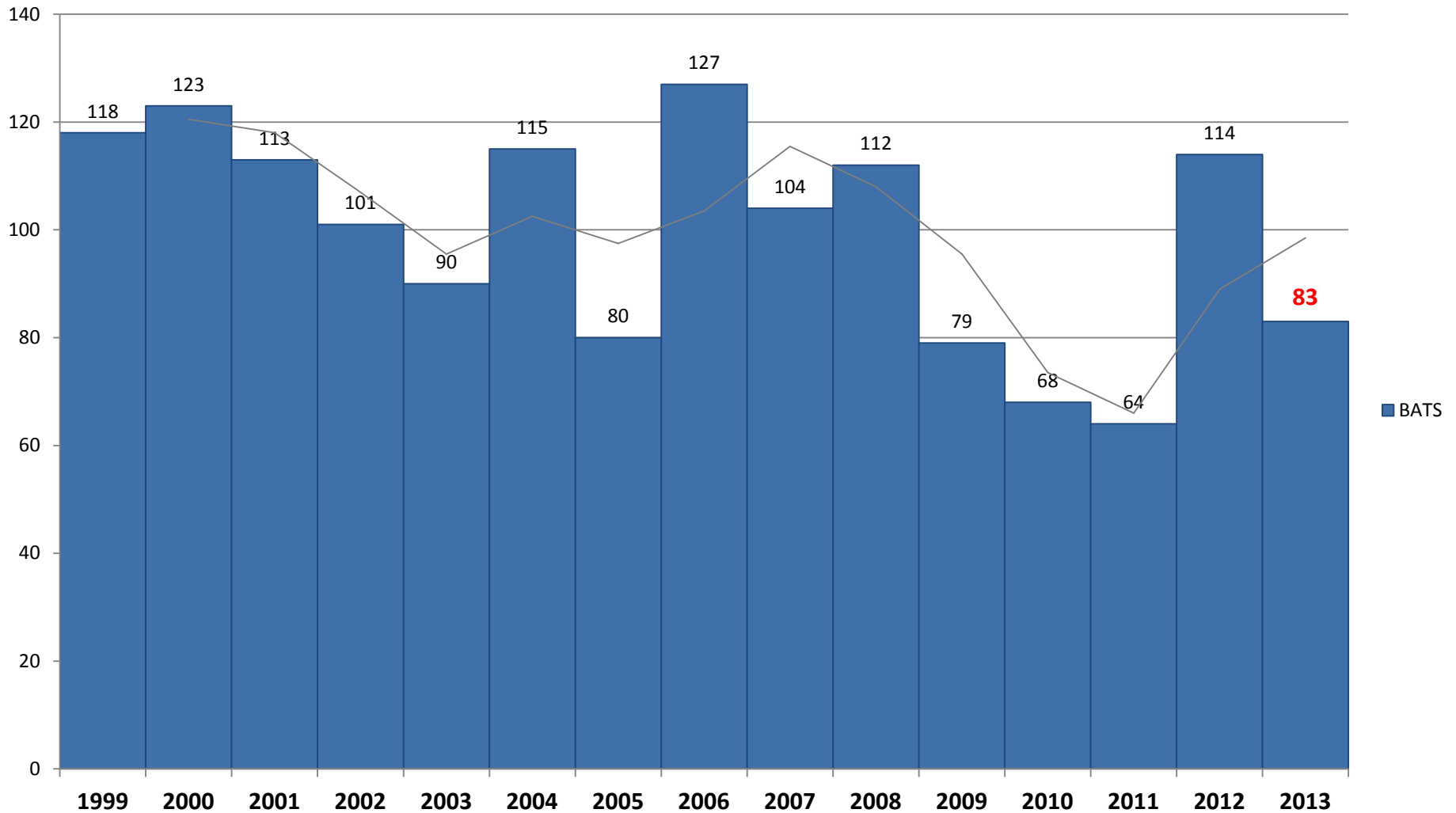
2013 NYS RABIES LABORATORY RABIES IN ANIMALS BY SPECIES

N= 336

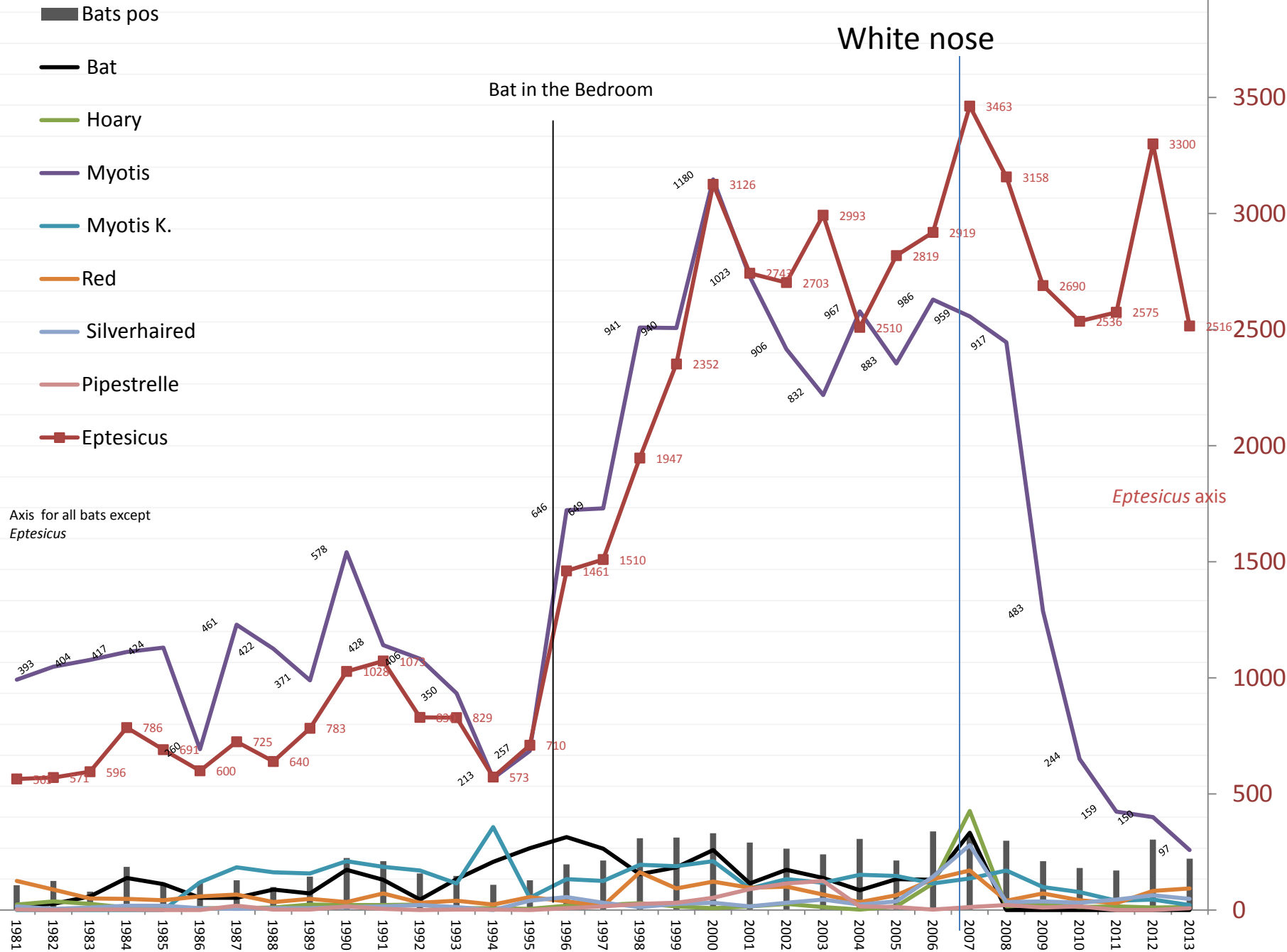


15 YEARS OF RABIES IN BATS

NYS RABIES LABORATORY



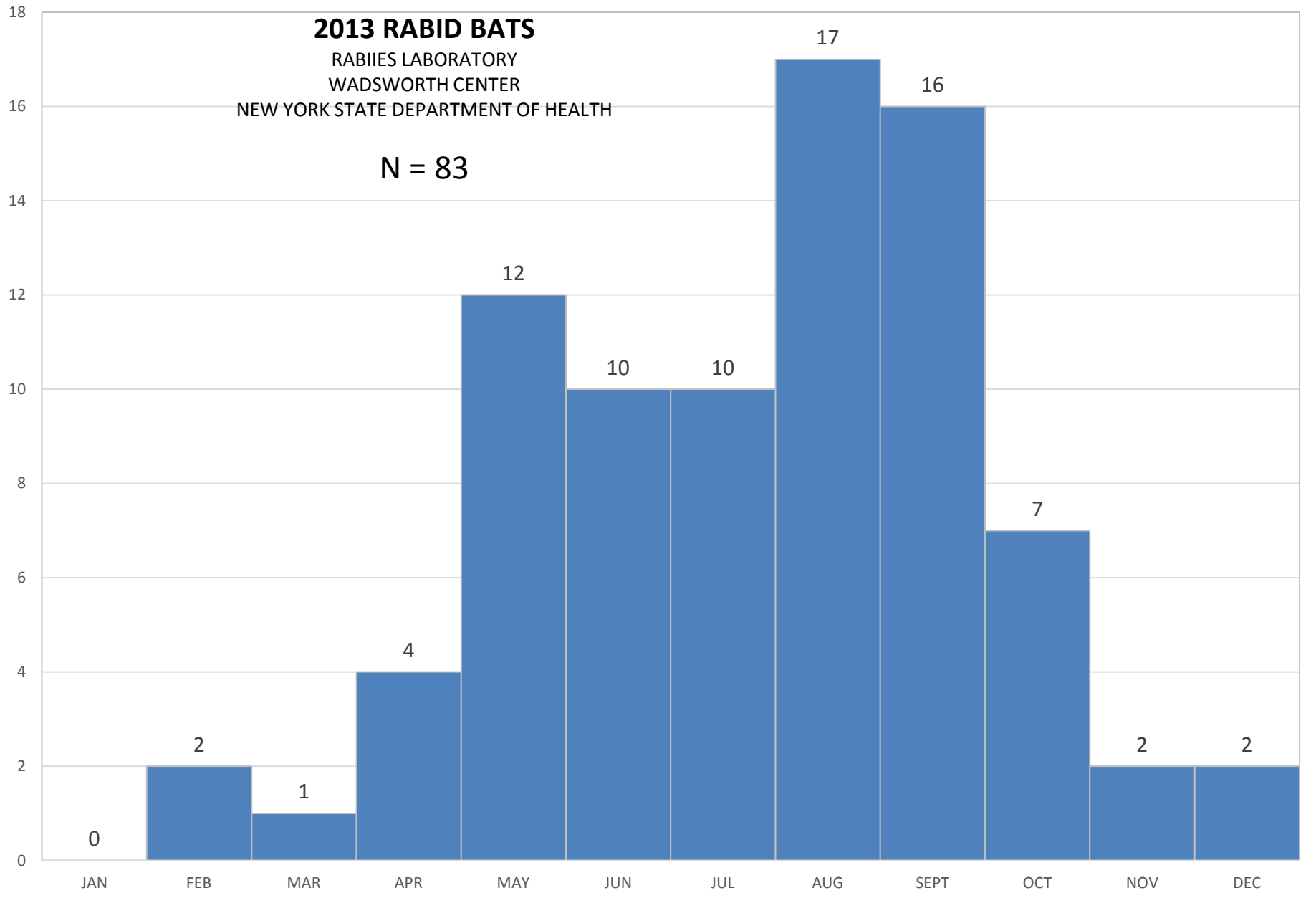
BAT SUBMISSIONS 1981 TO 2013



2013 RABID BATS

RABIIES LABORATORY
WADSWORTH CENTER
NEW YORK STATE DEPARTMENT OF HEALTH

N = 83



MYOTIS AND EPTESICUS BAT SUBMISSIONS

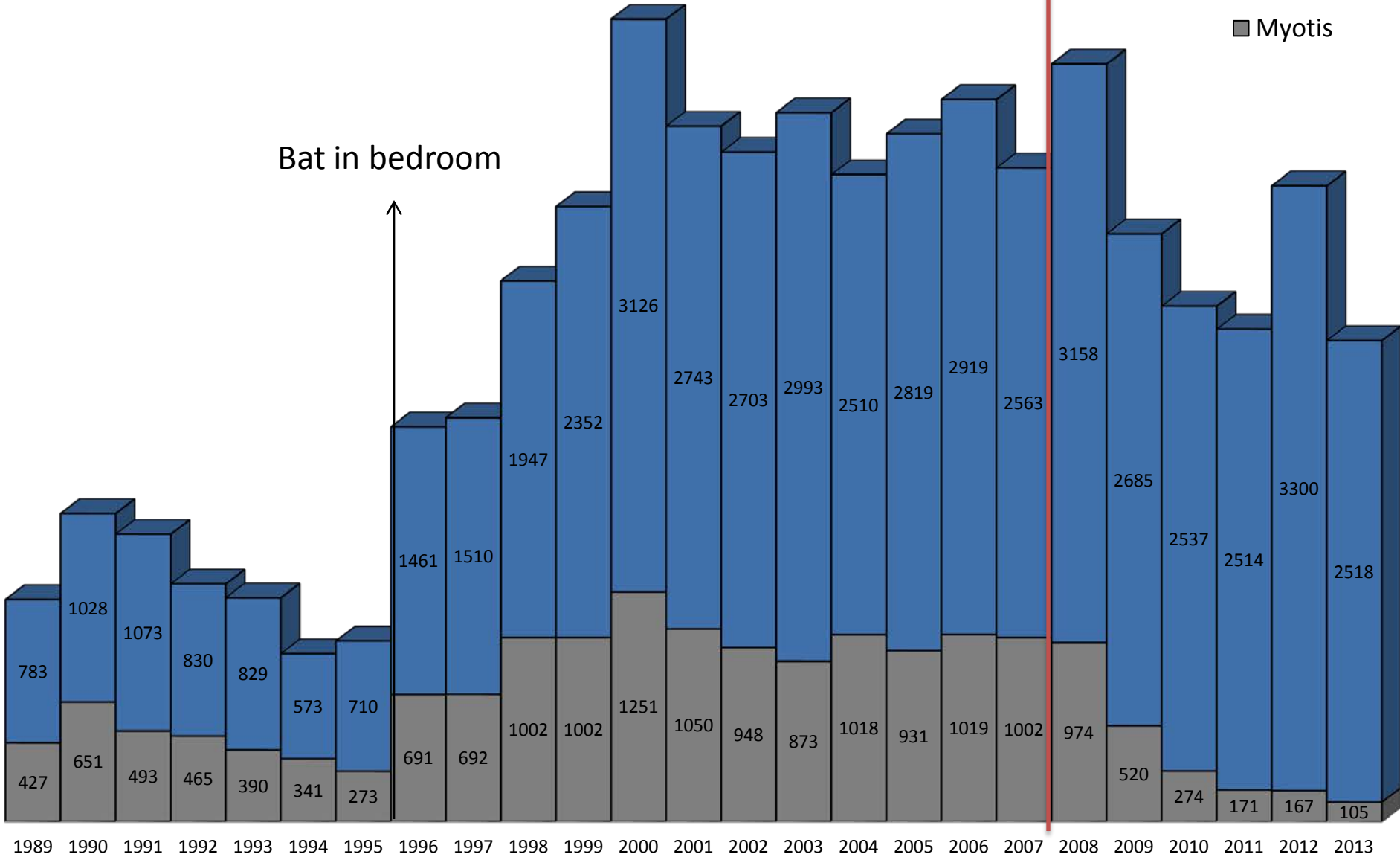
NYS RABIES LABORATORY

1989 TO 2013

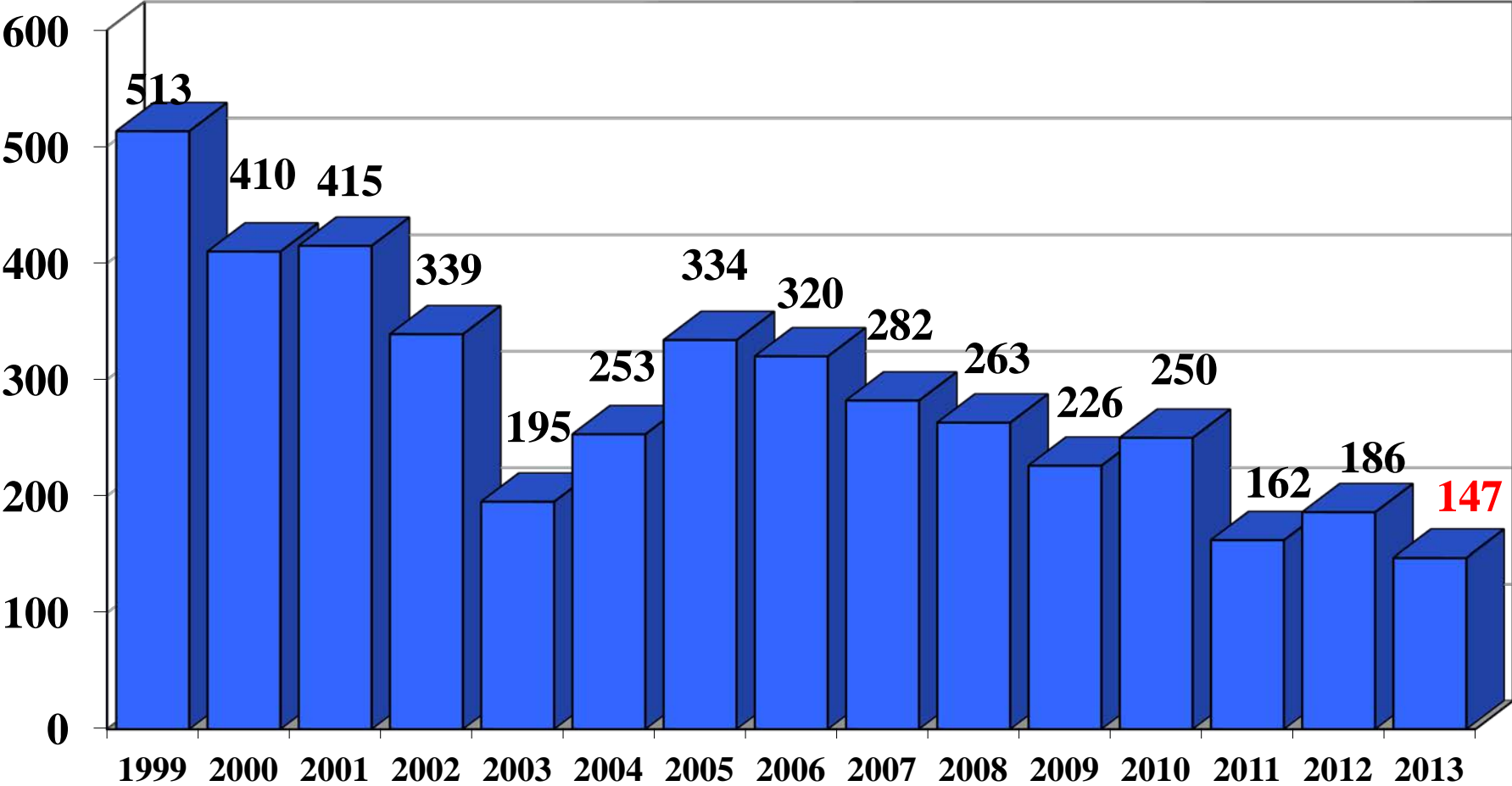
■ Eptesicus
■ Myotis

Bat in bedroom

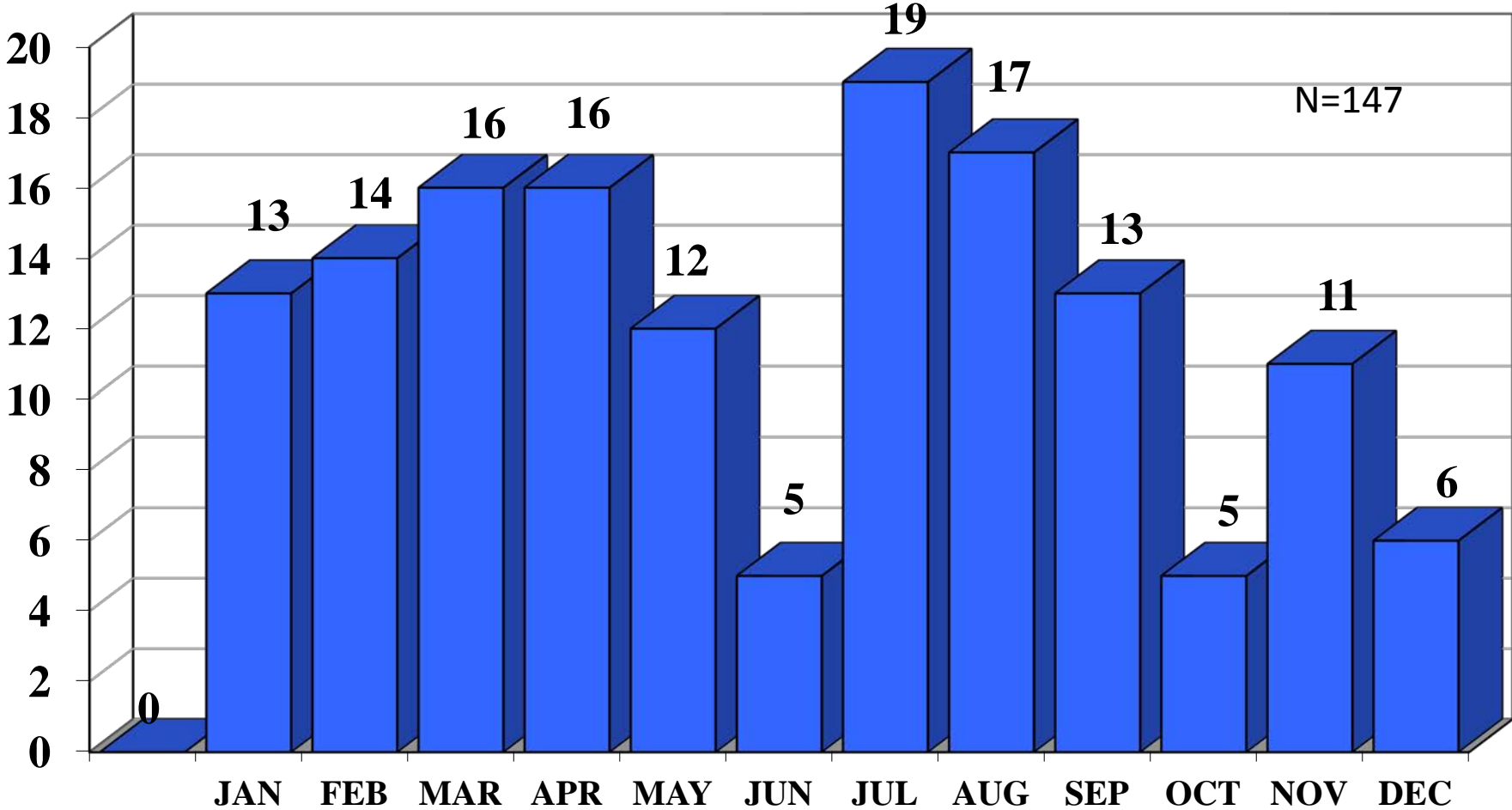
WNS



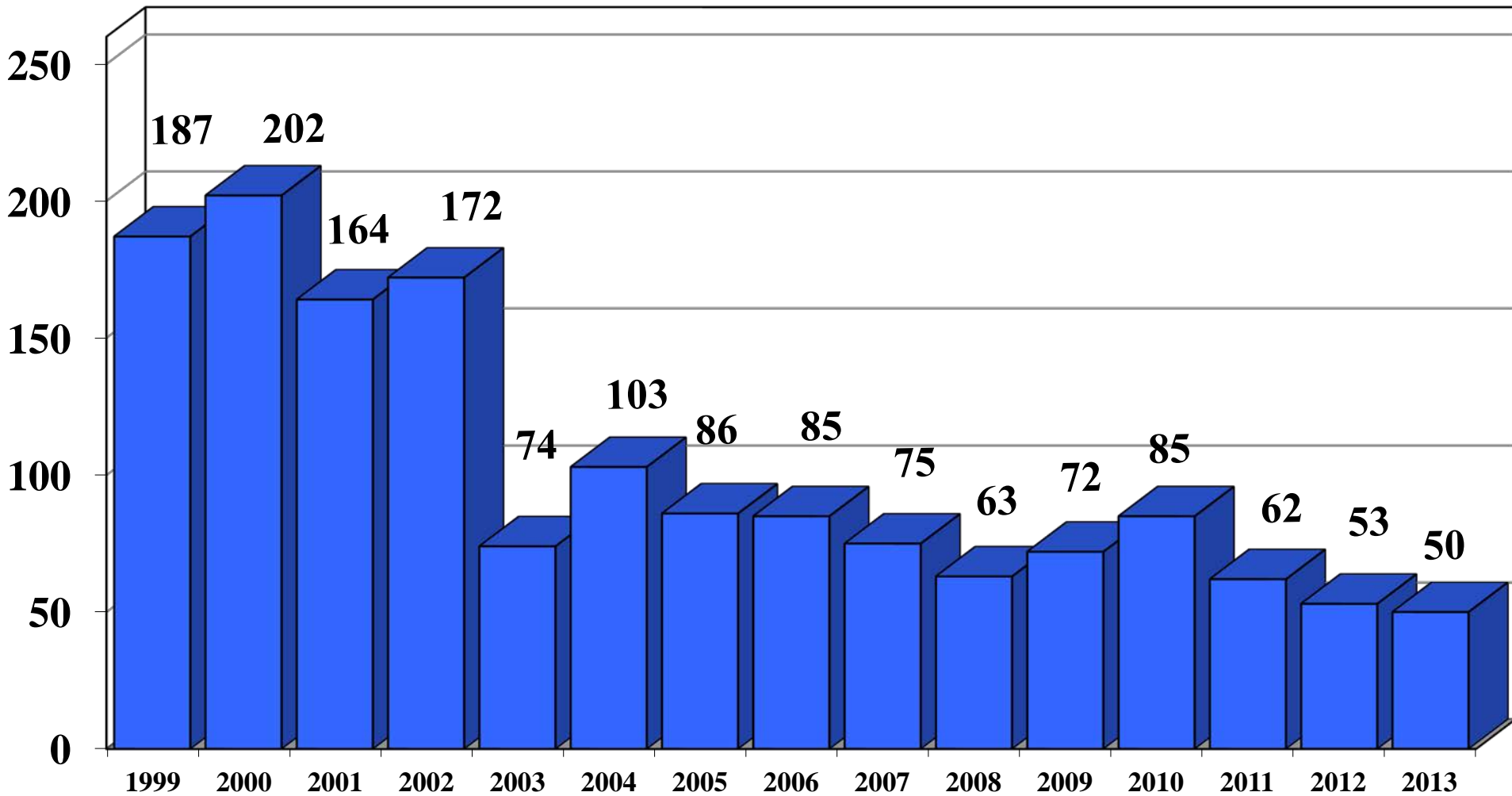
NEW YORK STATE RABIES LABORATORY
RABIES DIAGNOSED IN RACCOONS
1999 TO 2013



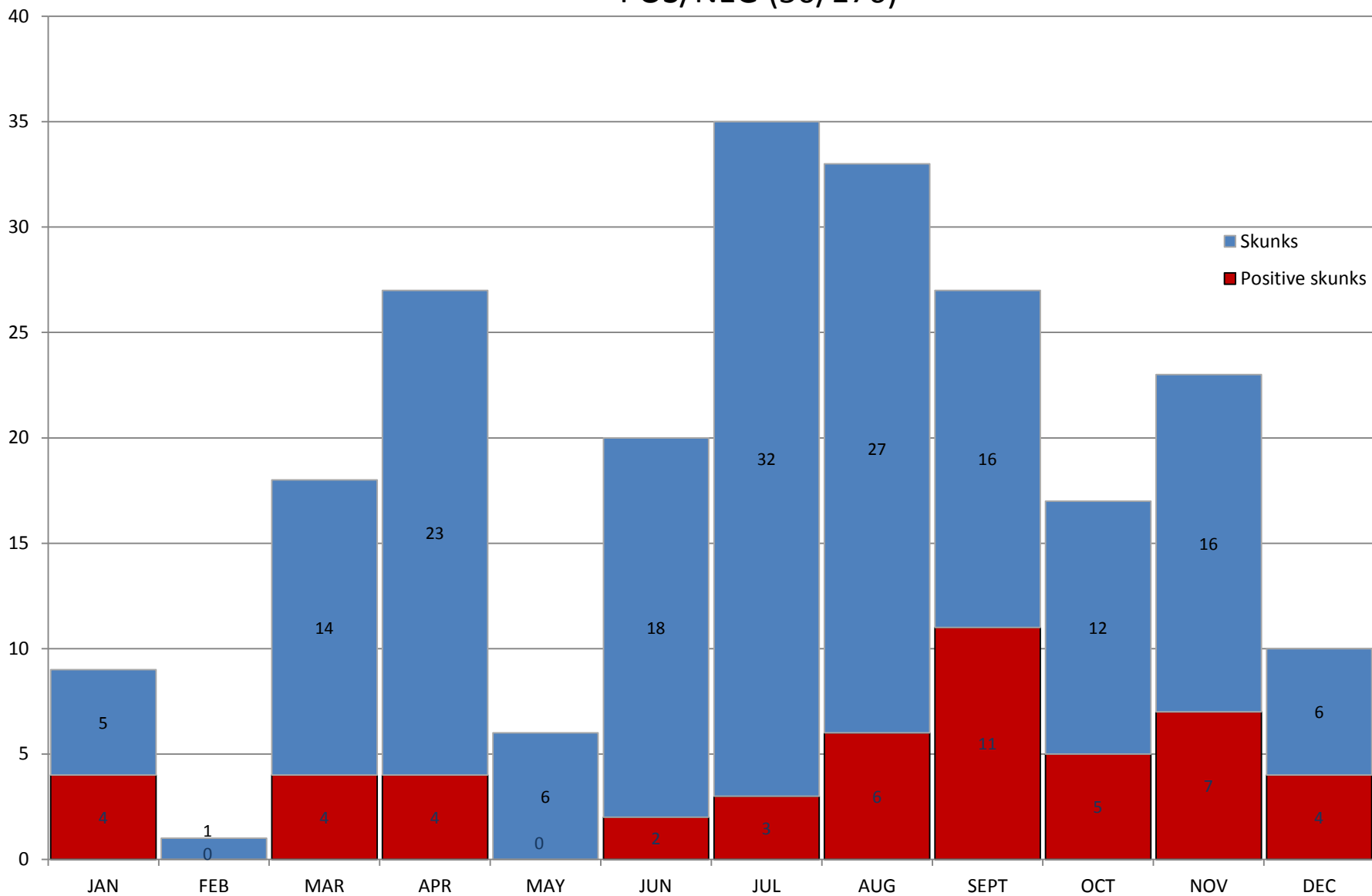
NEW YORK STATE RABIES LABORATORY
RABIES DIAGNOSED IN RACCOONS BY MONTH
2013



**RABIES DIAGNOSED IN SKUNKS
WADSWORTH CENTER RABIES LABORATORY
15-YEAR PERIOD**



NYS RABIES LABORATORY 2013 SKUNKS SUBMITTED POS/NEG (50/176)



**Table 3. Animal Rabies Testing Performed by NYC Rabies Laboratory in 2013
Compared to Previous Years by Species**

ANIMAL	2010		2011		2012		2013	
	# tested	# positive	# tested	# positive	# tested	# positive	# tested	# positive
Bat	38	3	20	3	37	3	43	4
Cat	87	1	88	1	77	0	89	1
Beaver	1	0	0	0	0	0	0	0
Dog	51	0	28	0	26	0	30	0
Fox	0	0	1	0	0	0	0	0
Groundhog	1	0	0	0	2	0	2	0
Coyote	2	1	1	0	1	0	0	0
Muskrat	0	0	0	0	1	0	1	0
Opossum	21	1	26	0	35	1	76	1
Rabbit	0	0	1	0	0	0	0	0
Raccoon	339	138	144	9	194	9	201	46
Skunk	11	1	5	0	11	0	20	4
Squirrel	0	0	0	0	1	0	3	0
Other	0	0	1	0	0	0	1	0
<i>Grand Total</i>	<i>551</i>	<i>145</i>	<i>315</i>	<i>13</i>	<i>387</i>	<i>13</i>	<i>466</i>	<i>56</i>

**Table 4. Animal Rabies Testing Performed by NYC Rabies Laboratory in 2013
Compared to Previous Years by County**

COUNTY	2010		2011		2012		2013	
	# tested	# positive	# tested	# positive	# tested	# positive	# tested	# positive
BRONX	81	18	61	9	58	3	102	3
BROOKLYN	58	2	54	0	90	2	82	2
MANHATTAN	267	123	79	3	82	2	68	2
QUEENS	107	2	71	0	106	0	89	0
STATEN ISLAND	38	0	46	0	51	6	125	49
<i>Grand Total</i>	<i>551</i>	<i>145</i>	<i>315</i>	<i>13</i>	<i>387</i>	<i>13</i>	<i>466</i>	<i>56</i>

Table 1. Total Laboratory-Confirmed Rabid Animals Tested in NYC, 1992-2013

SPECIES	BRONX	BROOKLYN	MANHATTAN	QUEENS	STATEN ISLAND	TOTAL POSITIVE	TOTAL TESTED	% POSITIVE
Raccoon	184	5	145	10	171	515	6492	7.9
Skunk	43	0	0	0	4	47	293	16.0
Bat	14	6	12	4	6	42	938	4.5
Dog	0	0	0	0	0	0	1892	0
Cat	3	1	2*	0	8	14	2930	0.5
Other**	3	0	0	1	4	8	2057	0.4
Total	247	12	159	15	193	626	14602	4.3

*One cat from Columbia County and one cat from New Jersey were tested in NYC.

**Other includes 2 coyotes (1999 and 2010, Bronx), 5 opossums (1992, 1994, 2013 Staten Island, 2010 Queens, 2011 Bronx), and 1 groundhog (2007, Staten Island).

Table 2. 2013 Summary of NYC Animal Rabies Testing Performed by NYC Rabies Laboratory

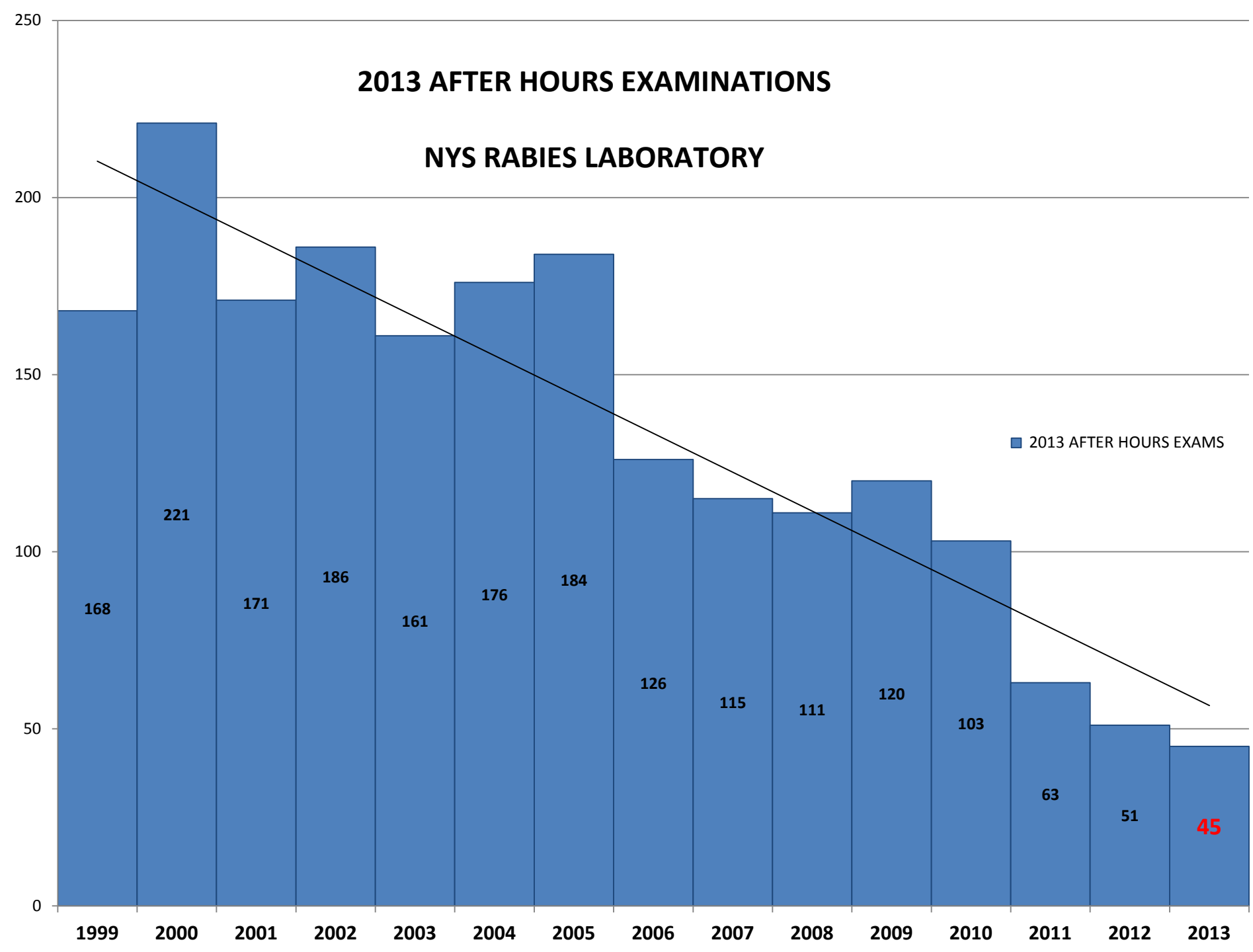
SPECIES	BRONX		KINGS - BROOKLYN		NEW YORK - MANHATTAN		QUEENS		RICHMOND - STATEN ISLAND		TOTAL	
	# tested	# positive	# tested	# positive	# tested	# positive	# tested	# positive	# tested	# positive	# tested	# positive
Bat	5	1*	5	0	20	2	7	0	6	1	43	4
Cat	13	0	19	0	19	0	12	0	26	1	89	1
Dog	6	0	9	0	4	0	8	0	3	0	30	0
Groundhog	0	0	0	0	0	0	0	0	2	0	2	0
Opossum	17	0	12	0	2	0	28	0	17	1	76	1
Raccoon	46	0	35	2	19	0	33	0	68	44	201	46
Skunk	14	2	0	0	3	0	1	0	2	2	20	4
Other**	1	0	2	0	1	0	0	0	1	0	5	0
Grand Total	102	3	82	2	68	2	89	0	125	49	466	56

*Bat tested at NYS Wadsworth Rabies Laboratory

**Other animals = 1 gopher, 3 squirrels, 1 muskrat

2013 AFTER HOURS EXAMINATIONS

NYS RABIES LABORATORY



List of Positives by County and Locality

Between 01/01/2013 and 12/31/2013

County	Locality	Animal	Date	Lab#
Albany	ALBANY CITY	BAT, Big Brown	4/1/2013	13-00796
Albany	ALBANY CITY	BAT, Big Brown	10/4/2013	13-04896
Albany	ALBANY CITY	RACCOON	8/28/2013	13-04357
Albany	BETHLEHEM TOWN	RACCOON	7/18/2013	13-02688
Albany	BETHLEHEM TOWN	RACCOON	7/18/2013	13-02687
Albany	BETHLEHEM TOWN	RACCOON	7/9/2013	13-02447
Albany	BETHLEHEM TOWN	RACCOON	9/11/2013	13-04644
Albany	BETHLEHEM TOWN	RACCOON	4/29/2013	13-01092
Albany	BETHLEHEM TOWN	SKUNK	8/14/2013	13-03629
Albany	BETHLEHEM TOWN	SKUNK	8/14/2013	13-03628
Albany	BETHLEHEM TOWN	SKUNK	10/23/2013	13-05053
Albany	BETHLEHEM TOWN	SKUNK	12/18/2013	13-05573
Albany	BETHLEHEM TOWN	SKUNK	8/5/2013	13-03043
Albany	COHOES CITY	FOX, Gray	3/1/2013	13-00569
Albany	COLONIE TOWN	BAT, Big Brown	2/11/2013	13-00375
Albany	COLONIE TOWN	SKUNK	10/4/2013	13-04893
Albany	GREEN ISLAND TOWN/VILLAGE	SKUNK	9/3/2013	13-04481
Albany	GUILDERLAND TOWN	SKUNK	11/14/2013	13-05265
Albany	NEW SCOTLAND TOWN	RACCOON	4/8/2013	13-00856
Albany	NEW SCOTLAND TOWN	RACCOON	9/20/2013	13-04741
Albany	RENSSELAERVILLE TOWN	RACCOON	8/21/2013	13-03964
Albany	RENSSELAERVILLE TOWN	RACCOON	7/1/2013	13-02263
Albany	WESTERLO TOWN	RACCOON	3/25/2013	13-00739
Allegany	ALLEN TOWN	RACCOON	4/22/2013	13-01023
Allegany	CANEADEA TOWN	CAT	11/26/2013	13-05372
Allegany	CENTERVILLE TOWN	DEER	6/11/2013	13-01873
Allegany	CUBA TOWN	CAT	8/14/2013	13-03592
Allegany	GROVE TOWN	FOX, Red	1/3/2013	13-00021
Allegany	GROVE TOWN	RACCOON	3/26/2013	13-00745
Allegany	GROVE TOWN	RACCOON	4/2/2013	13-00813
Allegany	HUME TOWN	CATTLE	11/20/2013	13-05329
Allegany	HUME TOWN	RACCOON	4/2/2013	13-00810
Bronx		BAT, Hoary	9/5/2013	13-04534
Broome	BINGHAMTON TOWN	BAT, Big Brown	8/23/2013	13-04094
Broome	MAINE TOWN	BAT, Big Brown	9/12/2013	13-04660
Broome	MAINE TOWN	RACCOON	7/9/2013	13-02401
Broome	UNION TOWN	FOX, Gray	12/14/2013	13-05552
Cattaraugus	CARROLLTON TOWN	FOX, Gray	4/30/2013	13-01101
Cattaraugus	FRANKLINVILLE TOWN	RACCOON	1/23/2013	13-00206
Cattaraugus	MACHIAS TOWN	CAT	6/4/2013	13-01644
Cattaraugus	MACHIAS TOWN	RACCOON	8/28/2013	13-04331
Cayuga	AUBURN CITY	BAT, Big Brown	5/21/2013	13-01355
Cayuga	BRUTUS TOWN	RACCOON	2/8/2013	13-00368
Cayuga	GENOA TOWN	RACCOON	1/23/2013	13-00209
Cayuga	IRA TOWN	RACCOON	3/22/2013	13-00720
Cayuga	LEDYARD TOWN	FOX, Gray	9/4/2013	13-04512
Cayuga	MENTZ TOWN	RACCOON	9/6/2013	13-04571
Cayuga	SCIPIO TOWN	SKUNK	9/5/2013	13-04544

County	Locality	Animal	Date	Lab#
Cayuga	SENNETT TOWN	RACCOON	2/28/2013	13-00532
Cayuga	VICTORY TOWN	RACCOON	2/26/2013	13-00511
Chautauqua	ELLINGTON TOWN	BAT, Big Brown	5/8/2013	13-01200
Chautauqua	SHERIDAN TOWN	BAT, Big Brown	6/20/2013	13-02054
Chemung	BIG FLATS TOWN	BAT, Big Brown	8/7/2013	13-03155
Chemung	ERIN TOWN	SKUNK	7/11/2013	13-02513
Chemung	VETERAN TOWN	RACCOON	10/30/2013	13-05122
Chenango	GREENE TOWN	RACCOON	2/5/2013	13-00327
Chenango	GUILFORD TOWN	RACCOON	3/21/2013	13-00707
Chenango	LINCKLAEN TOWN	RACCOON	1/16/2013	13-00163
Chenango	NEW BERLIN TOWN	BAT, Big Brown	8/21/2013	13-03935
Chenango	NORWICH TOWN	FISHER	6/28/2013	13-02225
Chenango	PITCHER TOWN	RACCOON	9/19/2013	13-04729
Chenango	SHERBURNE TOWN	RACCOON	11/21/2013	13-05336
Clinton	AUSABLE TOWN	FOX, Gray	4/12/2013	13-00941
Clinton	AUSABLE TOWN	RACCOON	3/11/2013	13-00628
Clinton	AUSABLE TOWN	RACCOON	2/13/2013	13-00402
Clinton	AUSABLE TOWN	SKUNK	4/29/2013	13-01091
Clinton	PERU TOWN	RACCOON	8/1/2013	13-02980
Clinton	PERU TOWN	RACCOON	1/15/2013	13-00158
Clinton	PLATTSBURGH CITY	BAT, Big Brown	6/25/2013	13-02102
Columbia	ANCRAM TOWN	CAT	10/22/2013	13-05034
Columbia	CHATHAM TOWN	RACCOON	1/24/2013	13-00228
Columbia	CHATHAM TOWN	RACCOON	5/3/2013	13-01160
Columbia	CLAVERACK TOWN	BAT, Big Brown	7/18/2013	13-02668
Columbia	COPAKE TOWN	RACCOON	2/15/2013	13-00422
Columbia	LIVINGSTON TOWN	RACCOON	9/6/2013	13-04578
Columbia	NEW LEBANON TOWN	FOX, Gray	1/15/2013	13-00142
Columbia	NEW LEBANON TOWN	RACCOON	4/16/2013	13-00971
Columbia	NEW LEBANON TOWN	RACCOON	2/7/2013	13-00357
Cortland	WILLET TOWN	SKUNK	11/20/2013	13-05322
Dutchess	DOVER TOWN	SKUNK	8/20/2013	13-03874
Dutchess	E. FISHKILL TOWN	CATTLE	12/24/2013	13-05629
Dutchess	E. FISHKILL TOWN	CATTLE	12/12/2013	13-05533
Dutchess	E. FISHKILL TOWN	SKUNK	12/5/2013	13-05462
Dutchess	POUGHKEEPSIE TOWN	BAT, Big Brown	12/10/2013	13-05511
Dutchess	RHINEBECK TOWN	RACCOON	3/22/2013	13-00721
Erie	AMHERST TOWN	BAT, Big Brown	7/23/2013	13-02794
Erie	AMHERST TOWN	BAT, Big Brown	9/10/2013	13-04611
Erie	AMHERST TOWN	BAT, Big Brown	8/26/2013	13-04172
Erie	AMHERST TOWN	RACCOON	7/10/2013	13-02457
Erie	AMHERST TOWN	SKUNK	9/3/2013	13-04455
Erie	AURORA TOWN	RACCOON	5/17/2013	13-01308
Erie	AURORA TOWN	SKUNK	10/17/2013	13-05000
Erie	BRANT TOWN	SKUNK	12/26/2013	13-05650
Erie	BUFFALO CITY	BAT, Big Brown	8/16/2013	13-03735
Erie	BUFFALO CITY	BAT, Big Brown	5/16/2013	13-01302
Erie	BUFFALO CITY	BAT, Big Brown	11/26/2013	13-05365
Erie	BUFFALO CITY	BAT, Big Brown	10/7/2013	13-04899
Erie	BUFFALO CITY	RACCOON	9/11/2013	13-04635
Erie	CATTARAUGS INDIAN RES	SKUNK	9/18/2013	13-04715
Erie	CHEEKTOWAGA TOWN	BAT, Big Brown	7/23/2013	13-02792

County	Locality	Animal	Date	Lab#
Erie	CHEEKTOWAGA TOWN	BAT, Big Brown	6/11/2013	13-01863
Erie	CONCORD TOWN	BAT, Big Brown	5/17/2013	13-01309
Erie	CONCORD TOWN	RACCOON	7/9/2013	13-02390
Erie	CONCORD TOWN	RACCOON	4/5/2013	13-00846
Erie	CONCORD TOWN	SKUNK	9/6/2013	13-04564
Erie	ELMA TOWN	BAT, Big Brown	7/11/2013	13-02504
Erie	EVANS TOWN	BAT, Big Brown	6/6/2013	13-01774
Erie	EVANS TOWN	RACCOON	1/14/2013	13-00118
Erie	HAMBURG TOWN	BAT, Big Brown	8/7/2013	13-03149
Erie	HAMBURG TOWN	BAT, Red	9/25/2013	13-04785
Erie	HOLLAND TOWN	FOX, Red	3/6/2013	13-00596
Erie	MARILLA TOWN	RACCOON	7/25/2013	13-02828
Erie	NEWSTEAD TOWN	BAT, Big Brown	5/9/2013	13-01222
Erie	NO. COLLINS TOWN	SKUNK	9/26/2013	13-04800
Erie	TONAWANDA CITY	FOX, Red	2/12/2013	13-00380
Erie	TONAWANDA CITY	RACCOON	9/5/2013	13-04529
Erie	TONAWANDA TOWN	BAT, Big Brown	5/9/2013	13-01215
Erie	TONAWANDA TOWN	BAT, Big Brown	8/28/2013	13-04322
Erie	TONAWANDA TOWN	SKUNK	9/25/2013	13-04782
Erie	W. SENECA TOWN	RACCOON	11/26/2013	13-05364
Essex	CHESTERFIELD TOWN	RACCOON	2/11/2013	13-00372
Essex	TICONDEROGA TOWN	RACCOON	6/11/2013	13-01870
Essex	TICONDEROGA TOWN	RACCOON	10/8/2013	13-04924
Essex	TICONDEROGA TOWN	SKUNK	1/16/2013	13-00164
Essex	WILLSBORO TOWN	SKUNK	3/26/2013	13-00742
Franklin	BOMBAY TOWN	BAT, Big Brown	9/3/2013	13-04484
Fulton	GLOVERSVILLE CITY	FOX, Gray	6/5/2013	13-01729
Genesee	DARIEN TOWN	DEER	9/6/2013	13-04584
Genesee	STAFFORD TOWN	RACCOON	5/14/2013	13-01261
Greene	ATHENS TOWN	FOX, Gray	11/12/2013	13-05229
Greene	CATSKILL TOWN	RACCOON	7/9/2013	13-02449
Greene	HUNTER TOWN	RACCOON	12/12/2013	13-05526
Greene	NEW BALTIMORE TOWN	BAT, Big Brown	8/1/2013	13-03000
Herkimer	FRANKFORT TOWN	FOX, Gray	11/5/2013	13-05167
Herkimer	LITTLE FALLS CITY	RACCOON	1/29/2013	13-00265
Herkimer	NEWPORT TOWN	RACCOON	3/1/2013	13-00555
Herkimer	NEWPORT TOWN	RACCOON	2/5/2013	13-00328
Herkimer	STARK TOWN	CATTLE	10/29/2013	13-05106
Herkimer	WINFIELD TOWN	SKUNK	12/17/2013	13-05558
Jefferson	ADAMS TOWN	RACCOON	3/29/2013	13-00779
Jefferson	ELLISBURG TOWN	RACCOON	11/13/2013	13-05231
Jefferson	ELLISBURG TOWN	SKUNK	11/6/2013	13-05184
Jefferson	ORLEANS TOWN	RACCOON	8/27/2013	13-04266
Jefferson	RODMAN TOWN	RACCOON	3/6/2013	13-00595
Jefferson	THERESA TOWN	SKUNK	6/6/2013	13-01764
Jefferson	WATERTOWN CITY	SKUNK	4/24/2013	13-01055
Lewis	LOWVILLE TOWN	SKUNK	3/26/2013	13-00746
Lewis	TURIN TOWN	RACCOON	2/6/2013	13-00348
Livingston	CALEDONIA TOWN	OTTER	1/10/2013	13-00088
Livingston	CALEDONIA TOWN	RACCOON	11/26/2013	13-05374
Livingston	GENESEO TOWN	RACCOON	9/3/2013	13-04448
Livingston	LIMA TOWN	SKUNK	7/31/2013	13-02936

County	Locality	Animal	Date	Lab#
Madison	LINCOLN TOWN	FOX, Gray	3/20/2013	13-00702
Madison	LINCOLN TOWN	SKUNK	6/12/2013	13-01926
Madison	MADISON TOWN	CATTLE	1/26/2013	13-00252
Monroe	GATES TOWN	BAT, Big Brown	8/7/2013	13-03162
Monroe	MENDON TOWN	RACCOON	1/9/2013	13-00079
Monroe	OGDEN TOWN	BAT, Big Brown	10/7/2013	13-04908
Monroe	PENFIELD TOWN	RACCOON	7/3/2013	13-02313
Monroe	ROCHESTER CITY	BAT, Big Brown	6/1/2013	13-01601
Monroe	ROCHESTER CITY	BAT, Big Brown	9/3/2013	13-04454
Montgomery	AMSTERDAM TOWN	BAT, Big Brown	9/25/2013	13-04791
Montgomery	AMSTERDAM TOWN	RACCOON	7/25/2013	13-02841
Niagara	LEWISTON TOWN	SKUNK	10/9/2013	13-04940
Niagara	NORTH TONAWANDA CITY	BAT, Big Brown	9/12/2013	13-04659
Niagara	NORTH TONAWANDA CITY	BAT, Big Brown	9/27/2013	13-04824
Oneida	NEW HARTFORD TOWN	FOX, Gray	5/8/2013	13-01199
Oneida	UTICA CITY	BAT, Big Brown	8/20/2013	13-03894
Oneida	UTICA CITY	BAT, Big Brown	12/3/2013	13-05428
Oneida	WESTERN TOWN	SKUNK	11/13/2013	13-05237
Onondaga	ELBRIDGE TOWN	FOX, Gray	8/8/2013	13-03205
Onondaga	LAFAYETTE TOWN	BAT, Big Brown	9/4/2013	13-04524
Onondaga	LAFAYETTE TOWN	RACCOON	8/8/2013	13-03202
Onondaga	LYSANDER TOWN	FOX, Gray	7/18/2013	13-02679
Onondaga	MANLIUS TOWN	RACCOON	12/10/2013	13-05496
Onondaga	MARCELLUS TOWN	RACCOON	5/17/2013	13-01319
Onondaga	ONONDAGA TOWN	RACCOON	8/1/2013	13-02982
Onondaga	SYRACUSE CITY	SKUNK	11/13/2013	13-05238
Ontario	BRISTOL TOWN	RACCOON	5/29/2013	13-01526
Ontario	CANANDAIGUA TOWN	RACCOON	1/9/2013	13-00078
Ontario	EAST BLOOMFIELD TOWN	CAT	10/3/2013	13-04872
Ontario	NAPLES TOWN	RACCOON	5/29/2013	13-01520
Ontario	PHELPS TOWN	RACCOON	7/29/2013	13-02878
Ontario	PHELPS TOWN	RACCOON	7/8/2013	13-02360
Ontario	SOUTH BRISTOL TOWN	RACCOON	2/26/2013	13-00512
Orange	CRAWFORD TOWN	SKUNK	8/1/2013	13-02967
Orange	MONTGOMERY TOWN	BAT, Big Brown	9/18/2013	13-04726
Orange	NEWBURGH TOWN	BAT, Big Brown	5/21/2013	13-01347
Orange	WARWICK TOWN	RACCOON	4/3/2013	13-00827
Orleans	ALBION TOWN	CATTLE	7/25/2013	13-02833
Orleans	GAINES TOWN	RACCOON	4/2/2013	13-00807
Orleans	SHELBY TOWN	BAT, Big Brown	7/11/2013	13-02523
Orleans	SHELBY TOWN	RACCOON	11/20/2013	13-05323
Orleans	SHELBY TOWN	RACCOON	11/7/2013	13-05193
Orleans	SHELBY TOWN	RACCOON	7/17/2013	13-02639
Oswego	GRANBY TOWN	BAT, Big Brown	8/9/2013	13-03298
Oswego	HANNIBAL TOWN	RACCOON	9/24/2013	13-04775
Oswego	OSWEGO CITY	BAT, Big Brown	8/14/2013	13-03637
Oswego	SANDY CREEK TOWN	RACCOON	3/15/2013	13-00682
Oswego	SCRIBA TOWN	SKUNK	9/13/2013	13-04682
Oswego	WEST MONROE TOWN	FOX, Gray	10/28/2013	13-05086
Otsego	MIDDLEFIELD TOWN	RACCOON	2/1/2013	13-00307
Otsego	MORRIS TOWN	RACCOON	11/8/2013	13-05218
Putnam	CARMEL TOWN	BAT, Big Brown	6/11/2013	13-01889

County	Locality	Animal	Date	Lab#
Putnam	CARMEL TOWN	BAT, Big Brown	8/14/2013	13-03591
Putnam	PHILIPSTOWN TOWN	RACCOON	4/30/2013	13-01097
Putnam	PUTNAM VALLEY TOWN	RACCOON	6/11/2013	13-01875
Putnam	SOUTHEAST TOWN	SKUNK	10/23/2013	13-05058
Putnam	SOUTHEAST TOWN	SKUNK	9/10/2013	13-04619
Rensselaer	BRUNSWICK TOWN	OTTER	11/13/2013	13-05250
Rensselaer	NORTH GREENBUSH TOWN	FOX, Gray	7/9/2013	13-02448
Rensselaer	NORTH GREENBUSH TOWN	RACCOON	4/2/2013	13-00819
Rensselaer	SCHAGHTICOKE TOWN	RACCOON	8/20/2013	13-03811
Rockland	ORANGETOWN TOWN	RACCOON	3/14/2013	13-00677
Saratoga	BALLSTON TOWN	RACCOON	8/6/2013	13-03112
Saratoga	CLIFTON PARK TOWN	BAT, Big Brown	4/26/2013	13-01086
Saratoga	CORINTH TOWN	SKUNK	3/25/2013	13-00734
Saratoga	CORINTH TOWN	SKUNK	3/25/2013	13-00735
Saratoga	MALTA TOWN	SKUNK	1/3/2013	13-00020
Saratoga	MALTA TOWN	SKUNK	4/2/2013	13-00822
Saratoga	SARATOGA SPRINGS CITY	RACCOON	12/11/2013	13-05522
Saratoga	SARATOGA TOWN	FOX, Gray	6/10/2013	13-01836
Saratoga	STILLWATER TOWN	BAT, Big Brown	8/6/2013	13-03122
Schenectady	DUANESBURG TOWN	FOX, Gray	4/17/2013	13-00981
Schenectady	DUANESBURG TOWN	SKUNK	4/22/2013	13-01021
Schenectady	NISKAYUNA TOWN	BAT, Big Brown	9/26/2013	13-04813
Schenectady	NISKAYUNA TOWN	BAT, Big Brown	5/30/2013	13-01566
Schenectady	SCHENECTADY CITY	BAT, Big Brown	10/7/2013	13-04912
Schenectady	SCHENECTADY CITY	RACCOON	12/23/2013	13-05599
Schoharie	GILBOA TOWN	FOX, Red	5/14/2013	13-01269
Schoharie	SCHOHARIE TOWN	WOODCHUCK	7/3/2013	13-02332
Schuyler	DIX TOWN	RACCOON	11/22/2013	13-05346
Schuyler	HECTOR TOWN	RACCOON	11/15/2013	13-05269
Schuyler	MONTOUR TOWN	SKUNK	9/25/2013	13-04789
Seneca	JUNIUS TOWN	RACCOON	2/5/2013	13-00335
Seneca	LODI TOWN	RACCOON	4/15/2013	13-00959
Seneca	ROMULUS TOWN	FOX, Gray	6/25/2013	13-02095
Seneca	ROMULUS TOWN	RACCOON	5/29/2013	13-01524
Seneca	SENECA FALLS TOWN	BAT, Big Brown	11/27/2013	13-05400
Seneca	TYRE TOWN	RACCOON	8/27/2013	13-04218
Seneca	VARICK TOWN	CAT	7/12/2013	13-02542
St. Lawrence	BRASHER TOWN	RACCOON	5/16/2013	13-01285
St. Lawrence	BRASHER TOWN	RACCOON	3/25/2013	13-00729
St. Lawrence	CANTON TOWN	BAT, Big Brown	7/17/2013	13-02635
St. Lawrence	CANTON TOWN	RACCOON	7/10/2013	13-02497
St. Lawrence	CANTON TOWN	RACCOON	7/24/2013	13-02801
St. Lawrence	CANTON TOWN	RACCOON	4/19/2013	13-01011
St. Lawrence	DE KALB TOWN	RACCOON	8/8/2013	13-03194
St. Lawrence	DE KALB TOWN	RACCOON	5/21/2013	13-01350
St. Lawrence	DE KALB TOWN	RACCOON	3/15/2013	13-00687
St. Lawrence	DE PEYSTER TOWN	RACCOON	11/5/2013	13-05182
St. Lawrence	DE PEYSTER TOWN	WOODCHUCK	8/20/2013	13-03830
St. Lawrence	EDWARDS TOWN	BAT, Big Brown	9/6/2013	13-04565
St. Lawrence	GOUVERNEUR TOWN	RACCOON	6/6/2013	13-01755
St. Lawrence	GOUVERNEUR TOWN	SKUNK	11/8/2013	13-05206
St. Lawrence	HERMON TOWN	RACCOON	10/29/2013	13-05118

County	Locality	Animal	Date	Lab#
St. Lawrence	LISBON TOWN	BAT, Big Brown	6/15/2013	13-01980
St. Lawrence	LISBON TOWN	RACCOON	8/8/2013	13-03196
St. Lawrence	LISBON TOWN	RACCOON	8/15/2013	13-03721
St. Lawrence	LISBON TOWN	SKUNK	1/17/2013	13-00177
St. Lawrence	LOUISVILLE TOWN	RACCOON	9/13/2013	13-04683
St. Lawrence	MASSENA TOWN	BAT, Big Brown	8/16/2013	13-03731
St. Lawrence	MASSENA TOWN	RACCOON	7/16/2013	13-02581
St. Lawrence	MORRISTOWN TOWN	RACCOON	6/6/2013	13-01756
St. Lawrence	OGDENSBURG CITY	SKUNK	7/2/2013	13-02272
St. Lawrence	PARISHVILLE TOWN	RACCOON	5/16/2013	13-01286
St. Lawrence	POTSDAM TOWN	BAT, Big Brown	5/13/2013	13-01248
St. Lawrence	POTSDAM TOWN	RACCOON	9/4/2013	13-04504
St. Lawrence	POTSDAM TOWN	RACCOON	7/10/2013	13-02463
St. Lawrence	POTSDAM TOWN	RACCOON	4/24/2013	13-01057
St. Lawrence	POTSDAM TOWN	RACCOON	1/7/2013	13-00046
St. Lawrence	STOCKHOLM TOWN	RACCOON	3/15/2013	13-00689
Steuben	CATON TOWN	FOX, Gray	6/27/2013	13-02191
Steuben	CORNING CITY	RACCOON	8/28/2013	13-04330
Steuben	HORNELL CITY	BAT, Big Brown	5/29/2013	13-01539
Steuben	PRATTSBURGH TOWN	RACCOON	3/7/2013	13-00609
Steuben	TROUPSBURG TOWN	FOX, Gray	4/27/2013	13-01090
Suffolk	BROOKHAVEN TOWN	BAT, Big Brown	6/21/2013	13-02072
Suffolk	RIVERHEAD TOWN	BAT, Big Brown	7/31/2013	13-02945
Suffolk	SHELTER ISLAND TOWN	BAT, Myotis K.	6/11/2013	13-01858
Sullivan	HIGHLAND TOWN	RACCOON	5/6/2013	13-01168
Sullivan	LIBERTY TOWN	FOX, Gray	7/30/2013	13-02898
Sullivan	LUMBERLAND TOWN	FOX, Gray	6/25/2013	13-02114
Tioga	BARTON TOWN	FOX, Gray	9/26/2013	13-04803
Tioga	CANDOR TOWN	RACCOON	3/21/2013	13-00709
Tioga	CANDOR TOWN	RACCOON	4/4/2013	13-00840
Tioga	NICHOLS TOWN	BOBCAT	7/26/2013	13-02862
Tioga	NICHOLS TOWN	RACCOON	6/13/2013	13-01947
Tioga	OWEGO TOWN	CAT	1/17/2013	13-00178
Tioga	OWEGO TOWN	FOX, Gray	3/27/2013	13-00760
Tioga	OWEGO TOWN	RACCOON	2/20/2013	13-00451
Tioga	SPENCER TOWN	BAT, Big Brown	7/11/2013	13-02521
Tompkins	CAROLINE TOWN	BAT, Big Brown	3/21/2013	13-00712
Tompkins	DANBY TOWN	BAT, Big Brown	6/11/2013	13-01869
Tompkins	ENFIELD TOWN	BAT, Big Brown	7/12/2013	13-02538
Tompkins	GROTON TOWN	RACCOON	1/18/2013	13-00194
Tompkins	ITHACA CITY	BAT, Big Brown	9/18/2013	13-04714
Tompkins	ULYSSES TOWN	BAT, Big Brown	5/29/2013	13-01535
Tompkins	ULYSSES TOWN	BAT, Big Brown	10/8/2013	13-04913
Tompkins	ULYSSES TOWN	FOX, Gray	7/24/2013	13-02796
Ulster	GARDINER TOWN	FOX, Gray	2/19/2013	13-00443
Ulster	SHAWANGUNK TOWN	SKUNK	9/3/2013	13-04477
Ulster	ULSTER TOWN	WOODCHUCK	6/7/2013	13-01782
Warren	BOLTON TOWN	RACCOON	10/17/2013	13-05003
Warren	GLENS FALLS CITY	CAT	9/6/2013	13-04576
Warren	LAKE GEORGE TOWN	FOX, Gray	5/7/2013	13-01179
Warren	LAKE LUZERNE TOWN	RACCOON	10/18/2013	13-05015
Washington	ARGYLE TOWN	BAT, Big Brown	5/29/2013	13-01540

County	Locality	Animal	Date	Lab#
Washington	GRANVILLE TOWN	RACCOON	12/27/2013	13-05652
Washington	PUTNAM TOWN	BOBCAT	12/8/2013	13-05484
Washington	WHITEHALL TOWN	RACCOON	11/7/2013	13-05196
Wayne	ARCADIA TOWN	RACCOON	5/15/2013	13-01278
Westchester	BEDFORD TOWN	RACCOON	8/6/2013	13-03065
Westchester	BEDFORD TOWN	RACCOON	8/2/2013	13-03002
Westchester	BEDFORD TOWN	SKUNK	11/26/2013	13-05368
Westchester	LEWISBORO TOWN	RACCOON	8/29/2013	13-04359
Westchester	MAMARONECK TOWN	BAT, Big Brown	9/4/2013	13-04497
Westchester	MAMARONECK TOWN	SKUNK	8/29/2013	13-04369
Westchester	MOUNT PLEASANT TOWN	BAT, Big Brown	8/15/2013	13-03664
Westchester	MOUNT VERNON CITY	BAT, Big Brown	7/24/2013	13-02802
Westchester	NEW CASTLE TOWN	RACCOON	1/14/2013	13-00119
Westchester	NEW ROCHELLE CITY	SKUNK	1/3/2013	13-00017
Westchester	OSSINING TOWN	CAT	7/5/2013	13-02336
Westchester	PEEKSKILL CITY	BAT, Big Brown	10/8/2013	13-04915
Westchester	PEEKSKILL CITY	BAT, Big Brown	8/8/2013	13-03188
Westchester	PEEKSKILL CITY	BAT, Big Brown	9/16/2013	13-04694
Westchester	PEEKSKILL CITY	RACCOON	7/8/2013	13-02359
Westchester	SCARSDALE TOWN/VILLAGE	BAT, Big Brown	4/18/2013	13-00998
Westchester	SOMERS TOWN	BAT, Big Brown	4/26/2013	13-01074
Westchester	YONKERS CITY	RACCOON	9/10/2013	13-04604
Westchester	YORKTOWN TOWN	BAT, Big Brown	10/28/2013	13-05091
Westchester	YORKTOWN TOWN	BAT, Big Brown	2/19/2013	13-00441
Yates	BENTON TOWN	RACCOON	12/4/2013	13-05445
Yates	ITALY TOWN	RACCOON	1/15/2013	13-00138
Yates	JERUSALEM TOWN	RACCOON	9/24/2013	13-04767
Yates	MILO TOWN	RACCOON	4/12/2013	13-00942

List of Positives

Between 01/01/2013 and 12/31/2013

ACC ID	Date	Species	County	Location
13-00017	1/3/2013	SKUNK	Westchester	NEW ROCHELLE CITY
13-00020	1/3/2013	SKUNK	Saratoga	MALTA TOWN
13-00021	1/3/2013	FOX, Red	Allegany	GROVE TOWN
13-00046	1/7/2013	RACCOON	St. Lawrence	POTSDAM TOWN
13-00078	1/9/2013	RACCOON	Ontario	CANANDAIGUA TOWN
13-00079	1/9/2013	RACCOON	Monroe	MENDON TOWN
13-00088	1/10/2013	OTTER	Livingston	CALEDONIA TOWN
13-00118	1/14/2013	RACCOON	Erie	EVANS TOWN
13-00119	1/14/2013	RACCOON	Westchester	NEW CASTLE TOWN
13-00138	1/15/2013	RACCOON	Yates	ITALY TOWN
13-00142	1/15/2013	FOX, Gray	Columbia	NEW LEBANON TOWN
13-00158	1/15/2013	RACCOON	Clinton	PERU TOWN
13-00163	1/16/2013	RACCOON	Chenango	LINCKLAEN TOWN
13-00164	1/16/2013	SKUNK	Essex	TICONDEROGA TOWN
13-00177	1/17/2013	SKUNK	St. Lawrence	LISBON TOWN
13-00178	1/17/2013	CAT	Tioga	OWEGO TOWN
13-00194	1/18/2013	RACCOON	Tompkins	GROTON TOWN
13-00206	1/23/2013	RACCOON	Cattaraugus	FRANKLINVILLE TOWN
13-00209	1/23/2013	RACCOON	Cayuga	GENOA TOWN
13-00228	1/24/2013	RACCOON	Columbia	CHATHAM TOWN
13-00252	1/26/2013	CATTLE	Madison	MADISON TOWN
13-00265	1/29/2013	RACCOON	Herkimer	LITTLE FALLS CITY
13-00307	2/1/2013	RACCOON	Otsego	MIDDLEFIELD TOWN
13-00327	2/5/2013	RACCOON	Chenango	GREENE TOWN
13-00328	2/5/2013	RACCOON	Herkimer	NEWPORT TOWN
13-00335	2/5/2013	RACCOON	Seneca	JUNIUS TOWN
13-00348	2/6/2013	RACCOON	Lewis	TURIN TOWN
13-00357	2/7/2013	RACCOON	Columbia	NEW LEBANON TOWN
13-00368	2/8/2013	RACCOON	Cayuga	BRUTUS TOWN
13-00372	2/11/2013	RACCOON	Essex	CHESTERFIELD TOWN
13-00375	2/11/2013	BAT, Big Brown	Albany	COLONIE TOWN
13-00380	2/12/2013	FOX, Red	Erie	TONAWANDA CITY
13-00402	2/13/2013	RACCOON	Clinton	AUSABLE TOWN
13-00422	2/15/2013	RACCOON	Columbia	COPAKE TOWN
13-00441	2/19/2013	BAT, Big Brown	Westchester	YORKTOWN TOWN
13-00443	2/19/2013	FOX, Gray	Ulster	GARDINER TOWN
13-00451	2/20/2013	RACCOON	Tioga	OWEGO TOWN
13-00511	2/26/2013	RACCOON	Cayuga	VICTORY TOWN
13-00512	2/26/2013	RACCOON	Ontario	SOUTH BRISTOL TOWN
13-00532	2/28/2013	RACCOON	Cayuga	SENNETT TOWN
13-00555	3/1/2013	RACCOON	Herkimer	NEWPORT TOWN
13-00569	3/1/2013	FOX, Gray	Albany	COHOES CITY
13-00595	3/6/2013	RACCOON	Jefferson	RODMAN TOWN
13-00596	3/6/2013	FOX, Red	Erie	HOLLAND TOWN
13-00609	3/7/2013	RACCOON	Steuben	PRATTSBURGH TOWN
13-00628	3/11/2013	RACCOON	Clinton	AUSABLE TOWN
13-00677	3/14/2013	RACCOON	Rockland	ORANGETOWN TOWN
13-00682	3/15/2013	RACCOON	Oswego	SANDY CREEK TOWN
13-00687	3/15/2013	RACCOON	St. Lawrence	DE KALB TOWN

ACC ID	Date	Species	County	Location
13-00689	3/15/2013	RACCOON	St. Lawrence	STOCKHOLM TOWN
13-00702	3/20/2013	FOX, Gray	Madison	LINCOLN TOWN
13-00707	3/21/2013	RACCOON	Chenango	GUILFORD TOWN
13-00709	3/21/2013	RACCOON	Tioga	CANDOR TOWN
13-00712	3/21/2013	BAT, Big Brown	Tompkins	CAROLINE TOWN
13-00720	3/22/2013	RACCOON	Cayuga	IRA TOWN
13-00721	3/22/2013	RACCOON	Dutchess	RHINEBECK TOWN
13-00729	3/25/2013	RACCOON	St. Lawrence	BRASHER TOWN
13-00734	3/25/2013	SKUNK	Saratoga	CORINTH TOWN
13-00735	3/25/2013	SKUNK	Saratoga	CORINTH TOWN
13-00739	3/25/2013	RACCOON	Albany	WESTERLO TOWN
13-00742	3/26/2013	SKUNK	Essex	WILLSBORO TOWN
13-00745	3/26/2013	RACCOON	Allegany	GROVE TOWN
13-00746	3/26/2013	SKUNK	Lewis	LOWVILLE TOWN
13-00760	3/27/2013	FOX, Gray	Tioga	OWEGO TOWN
13-00779	3/29/2013	RACCOON	Jefferson	ADAMS TOWN
13-00796	4/1/2013	BAT, Big Brown	Albany	ALBANY CITY
13-00807	4/2/2013	RACCOON	Orleans	GAINES TOWN
13-00810	4/2/2013	RACCOON	Allegany	HUME TOWN
13-00813	4/2/2013	RACCOON	Allegany	GROVE TOWN
13-00819	4/2/2013	RACCOON	Rensselaer	NORTH GREENBUSH TOWN
13-00822	4/2/2013	SKUNK	Saratoga	MALTA TOWN
13-00827	4/3/2013	RACCOON	Orange	WARWICK TOWN
13-00840	4/4/2013	RACCOON	Tioga	CANDOR TOWN
13-00846	4/5/2013	RACCOON	Erie	CONCORD TOWN
13-00856	4/8/2013	RACCOON	Albany	NEW SCOTLAND TOWN
13-00941	4/12/2013	FOX, Gray	Clinton	AUSABLE TOWN
13-00942	4/12/2013	RACCOON	Yates	MILO TOWN
13-00959	4/15/2013	RACCOON	Seneca	LODI TOWN
13-00971	4/16/2013	RACCOON	Columbia	NEW LEBANON TOWN
13-00981	4/17/2013	FOX, Gray	Schenectady	DUANESBURG TOWN
13-00998	4/18/2013	BAT, Big Brown	Westchester	SCARSDALE TOWN/VILLAGE
13-01011	4/19/2013	RACCOON	St. Lawrence	CANTON TOWN
13-01021	4/22/2013	SKUNK	Schenectady	DUANESBURG TOWN
13-01023	4/22/2013	RACCOON	Allegany	ALLEN TOWN
13-01055	4/24/2013	SKUNK	Jefferson	WATERTOWN CITY
13-01057	4/24/2013	RACCOON	St. Lawrence	POTSDAM TOWN
13-01074	4/26/2013	BAT, Big Brown	Westchester	SOMERS TOWN
13-01086	4/26/2013	BAT, Big Brown	Saratoga	CLIFTON PARK TOWN
13-01090	4/27/2013	FOX, Gray	Steuben	TROUPSBURG TOWN
13-01091	4/29/2013	SKUNK	Clinton	AUSABLE TOWN
13-01092	4/29/2013	RACCOON	Albany	BETHLEHEM TOWN
13-01097	4/30/2013	RACCOON	Putnam	PHILIPSTOWN TOWN
13-01101	4/30/2013	FOX, Gray	Cattaraugus	CARROLLTON TOWN
13-01160	5/3/2013	RACCOON	Columbia	CHATHAM TOWN
13-01168	5/6/2013	RACCOON	Sullivan	HIGHLAND TOWN
13-01179	5/7/2013	FOX, Gray	Warren	LAKE GEORGE TOWN
13-01199	5/8/2013	FOX, Gray	Oneida	NEW HARTFORD TOWN
13-01200	5/8/2013	BAT, Big Brown	Chautauqua	ELLINGTON TOWN
13-01215	5/9/2013	BAT, Big Brown	Erie	TONAWANDA TOWN
13-01222	5/9/2013	BAT, Big Brown	Erie	NEWSTEAD TOWN
13-01248	5/13/2013	BAT, Big Brown	St. Lawrence	POTSDAM TOWN
13-01261	5/14/2013	RACCOON	Genesee	STAFFORD TOWN

ACC ID	Date	Species	County	Location
13-01269	5/14/2013	FOX, Red	Schoharie	GILBOA TOWN
13-01278	5/15/2013	RACCOON	Wayne	ARCADIA TOWN
13-01285	5/16/2013	RACCOON	St. Lawrence	BRASHER TOWN
13-01286	5/16/2013	RACCOON	St. Lawrence	PARISHVILLE TOWN
13-01302	5/16/2013	BAT, Big Brown	Erie	BUFFALO CITY
13-01308	5/17/2013	RACCOON	Erie	AURORA TOWN
13-01309	5/17/2013	BAT, Big Brown	Erie	CONCORD TOWN
13-01319	5/17/2013	RACCOON	Onondaga	MARCELLUS TOWN
13-01347	5/21/2013	BAT, Big Brown	Orange	NEWBURGH TOWN
13-01350	5/21/2013	RACCOON	St. Lawrence	DE KALB TOWN
13-01355	5/21/2013	BAT, Big Brown	Cayuga	AUBURN CITY
13-01520	5/29/2013	RACCOON	Ontario	NAPLES TOWN
13-01524	5/29/2013	RACCOON	Seneca	ROMULUS TOWN
13-01526	5/29/2013	RACCOON	Ontario	BRISTOL TOWN
13-01535	5/29/2013	BAT, Big Brown	Tompkins	ULYSSES TOWN
13-01539	5/29/2013	BAT, Big Brown	Steuben	HORNELL CITY
13-01540	5/29/2013	BAT, Big Brown	Washington	ARGYLE TOWN
13-01566	5/30/2013	BAT, Big Brown	Schenectady	NISKAYUNA TOWN
13-01601	6/1/2013	BAT, Big Brown	Monroe	ROCHESTER CITY
13-01644	6/4/2013	CAT	Cattaraugus	MACHIAS TOWN
13-01729	6/5/2013	FOX, Gray	Fulton	GLOVERSVILLE CITY
13-01755	6/6/2013	RACCOON	St. Lawrence	GOUVERNEUR TOWN
13-01756	6/6/2013	RACCOON	St. Lawrence	MORRISTOWN TOWN
13-01764	6/6/2013	SKUNK	Jefferson	THERESA TOWN
13-01774	6/6/2013	BAT, Big Brown	Erie	EVANS TOWN
13-01782	6/7/2013	WOODCHUCK	Ulster	ULSTER TOWN
13-01836	6/10/2013	FOX, Gray	Saratoga	SARATOGA TOWN
13-01858	6/11/2013	BAT, Myotis K.	Suffolk	SHELTER ISLAND TOWN
13-01863	6/11/2013	BAT, Big Brown	Erie	CHEEKTOWAGA TOWN
13-01869	6/11/2013	BAT, Big Brown	Tompkins	DANBY TOWN
13-01870	6/11/2013	RACCOON	Essex	TICONDEROGA TOWN
13-01873	6/11/2013	DEER	Allegany	CENTERVILLE TOWN
13-01875	6/11/2013	RACCOON	Putnam	PUTNAM VALLEY TOWN
13-01889	6/11/2013	BAT, Big Brown	Putnam	CARMEL TOWN
13-01926	6/12/2013	SKUNK	Madison	LINCOLN TOWN
13-01947	6/13/2013	RACCOON	Tioga	NICHOLS TOWN
13-01980	6/15/2013	BAT, Big Brown	St. Lawrence	LISBON TOWN
13-02054	6/20/2013	BAT, Big Brown	Chautauqua	SHERIDAN TOWN
13-02072	6/21/2013	BAT, Big Brown	Suffolk	BROOKHAVEN TOWN
13-02095	6/25/2013	FOX, Gray	Seneca	ROMULUS TOWN
13-02102	6/25/2013	BAT, Big Brown	Clinton	PLATTSBURGH CITY
13-02114	6/25/2013	FOX, Gray	Sullivan	LUMBERLAND TOWN
13-02191	6/27/2013	FOX, Gray	Steuben	CATON TOWN
13-02225	6/28/2013	FISHER	Chenango	NORWICH TOWN
13-02263	7/1/2013	RACCOON	Albany	RENSSELAERVILLE TOWN
13-02272	7/2/2013	SKUNK	St. Lawrence	OGDENSBURG CITY
13-02313	7/3/2013	RACCOON	Monroe	PENFIELD TOWN
13-02332	7/3/2013	WOODCHUCK	Schoharie	SCHOHARIE TOWN
13-02336	7/5/2013	CAT	Westchester	OSSINING TOWN
13-02359	7/8/2013	RACCOON	Westchester	PEEKSKILL CITY
13-02360	7/8/2013	RACCOON	Ontario	HELPS TOWN
13-02390	7/9/2013	RACCOON	Erie	CONCORD TOWN
13-02401	7/9/2013	RACCOON	Broome	MAINE TOWN

ACC ID	Date	Species	County	Location
13-02447	7/9/2013	RACCOON	Albany	BETHLEHEM TOWN
13-02448	7/9/2013	FOX, Gray	Rensselaer	NORTH GREENBUSH TOWN
13-02449	7/9/2013	RACCOON	Greene	CATSKILL TOWN
13-02457	7/10/2013	RACCOON	Erie	AMHERST TOWN
13-02463	7/10/2013	RACCOON	St. Lawrence	POTSDAM TOWN
13-02497	7/10/2013	RACCOON	St. Lawrence	CANTON TOWN
13-02504	7/11/2013	BAT, Big Brown	Erie	ELMA TOWN
13-02513	7/11/2013	SKUNK	Chemung	ERIN TOWN
13-02521	7/11/2013	BAT, Big Brown	Tioga	SPENCER TOWN
13-02523	7/11/2013	BAT, Big Brown	Orleans	SHELBY TOWN
13-02538	7/12/2013	BAT, Big Brown	Tompkins	ENFIELD TOWN
13-02542	7/12/2013	CAT	Seneca	VARICK TOWN
13-02581	7/16/2013	RACCOON	St. Lawrence	MASSENA TOWN
13-02635	7/17/2013	BAT, Big Brown	St. Lawrence	CANTON TOWN
13-02639	7/17/2013	RACCOON	Orleans	SHELBY TOWN
13-02668	7/18/2013	BAT, Big Brown	Columbia	CLAVERACK TOWN
13-02679	7/18/2013	FOX, Gray	Onondaga	LYSANDER TOWN
13-02687	7/18/2013	RACCOON	Albany	BETHLEHEM TOWN
13-02688	7/18/2013	RACCOON	Albany	BETHLEHEM TOWN
13-02792	7/23/2013	BAT, Big Brown	Erie	CHEEKTOWAGA TOWN
13-02794	7/23/2013	BAT, Big Brown	Erie	AMHERST TOWN
13-02796	7/24/2013	FOX, Gray	Tompkins	ULYSSES TOWN
13-02801	7/24/2013	RACCOON	St. Lawrence	CANTON TOWN
13-02802	7/24/2013	BAT, Big Brown	Westchester	MOUNT VERNON CITY
13-02828	7/25/2013	RACCOON	Erie	MARILLA TOWN
13-02833	7/25/2013	CATTLE	Orleans	ALBION TOWN
13-02841	7/25/2013	RACCOON	Montgomery	AMSTERDAM TOWN
13-02862	7/26/2013	BOBCAT	Tioga	NICHOLS TOWN
13-02878	7/29/2013	RACCOON	Ontario	PELPS TOWN
13-02898	7/30/2013	FOX, Gray	Sullivan	LIBERTY TOWN
13-02936	7/31/2013	SKUNK	Livingston	LIMA TOWN
13-02945	7/31/2013	BAT, Big Brown	Suffolk	RIVERHEAD TOWN
13-02967	8/1/2013	SKUNK	Orange	CRAWFORD TOWN
13-02980	8/1/2013	RACCOON	Clinton	PERU TOWN
13-02982	8/1/2013	RACCOON	Onondaga	ONONDAGA TOWN
13-03000	8/1/2013	BAT, Big Brown	Greene	NEW BALTIMORE TOWN
13-03002	8/2/2013	RACCOON	Westchester	BEDFORD TOWN
13-03043	8/5/2013	SKUNK	Albany	BETHLEHEM TOWN
13-03065	8/6/2013	RACCOON	Westchester	BEDFORD TOWN
13-03112	8/6/2013	RACCOON	Saratoga	BALLSTON TOWN
13-03122	8/6/2013	BAT, Big Brown	Saratoga	STILLWATER TOWN
13-03149	8/7/2013	BAT, Big Brown	Erie	HAMBURG TOWN
13-03155	8/7/2013	BAT, Big Brown	Chemung	BIG FLATS TOWN
13-03162	8/7/2013	BAT, Big Brown	Monroe	GATES TOWN
13-03188	8/8/2013	BAT, Big Brown	Westchester	PEEKSKILL CITY
13-03194	8/8/2013	RACCOON	St. Lawrence	DE KALB TOWN
13-03196	8/8/2013	RACCOON	St. Lawrence	LISBON TOWN
13-03202	8/8/2013	RACCOON	Onondaga	LAFAYETTE TOWN
13-03205	8/8/2013	FOX, Gray	Onondaga	ELBRIDGE TOWN
13-03298	8/9/2013	BAT, Big Brown	Oswego	GRANBY TOWN
13-03591	8/14/2013	BAT, Big Brown	Putnam	CARMEL TOWN
13-03592	8/14/2013	CAT	Allegany	CUBA TOWN
13-03628	8/14/2013	SKUNK	Albany	BETHLEHEM TOWN

ACC ID	Date	Species	County	Location
13-03629	8/14/2013	SKUNK	Albany	BETHLEHEM TOWN
13-03637	8/14/2013	BAT, Big Brown	Oswego	OSWEGO CITY
13-03664	8/15/2013	BAT, Big Brown	Westchester	MOUNT PLEASANT TOWN
13-03721	8/15/2013	RACCOON	St. Lawrence	LISBON TOWN
13-03731	8/16/2013	BAT, Big Brown	St. Lawrence	MASSENA TOWN
13-03735	8/16/2013	BAT, Big Brown	Erie	BUFFALO CITY
13-03811	8/20/2013	RACCOON	Rensselaer	SCHAGHTICOKE TOWN
13-03830	8/20/2013	WOODCHUCK	St. Lawrence	DE PEYSTER TOWN
13-03874	8/20/2013	SKUNK	Dutchess	DOVER TOWN
13-03894	8/20/2013	BAT, Big Brown	Oneida	UTICA CITY
13-03935	8/21/2013	BAT, Big Brown	Chenango	NEW BERLIN TOWN
13-03964	8/21/2013	RACCOON	Albany	RENSSELAERVILLE TOWN
13-04094	8/23/2013	BAT, Big Brown	Broome	BINGHAMTON TOWN
13-04172	8/26/2013	BAT, Big Brown	Erie	AMHERST TOWN
13-04218	8/27/2013	RACCOON	Seneca	TYRE TOWN
13-04266	8/27/2013	RACCOON	Jefferson	ORLEANS TOWN
13-04322	8/28/2013	BAT, Big Brown	Erie	TONAWANDA TOWN
13-04330	8/28/2013	RACCOON	Steuben	CORNING CITY
13-04331	8/28/2013	RACCOON	Cattaraugus	MACHIAS TOWN
13-04357	8/28/2013	RACCOON	Albany	ALBANY CITY
13-04359	8/29/2013	RACCOON	Westchester	LEWISBORO TOWN
13-04369	8/29/2013	SKUNK	Westchester	MAMARONECK TOWN
13-04448	9/3/2013	RACCOON	Livingston	GENESEO TOWN
13-04454	9/3/2013	BAT, Big Brown	Monroe	ROCHESTER CITY
13-04455	9/3/2013	SKUNK	Erie	AMHERST TOWN
13-04477	9/3/2013	SKUNK	Ulster	SHAWANGUNK TOWN
13-04481	9/3/2013	SKUNK	Albany	GREEN ISLAND TOWN/VILLAGE
13-04484	9/3/2013	BAT, Big Brown	Franklin	BOMBAY TOWN
13-04497	9/4/2013	BAT, Big Brown	Westchester	MAMARONECK TOWN
13-04504	9/4/2013	RACCOON	St. Lawrence	POTSDAM TOWN
13-04512	9/4/2013	FOX, Gray	Cayuga	LEDYARD TOWN
13-04524	9/4/2013	BAT, Big Brown	Onondaga	LAFAYETTE TOWN
13-04529	9/5/2013	RACCOON	Erie	TONAWANDA CITY
13-04534	9/5/2013	BAT, Hoary	Bronx	
13-04544	9/5/2013	SKUNK	Cayuga	SCIPPIO TOWN
13-04564	9/6/2013	SKUNK	Erie	CONCORD TOWN
13-04565	9/6/2013	BAT, Big Brown	St. Lawrence	EDWARDS TOWN
13-04571	9/6/2013	RACCOON	Cayuga	MENTZ TOWN
13-04576	9/6/2013	CAT	Warren	GLENS FALLS CITY
13-04578	9/6/2013	RACCOON	Columbia	LIVINGSTON TOWN
13-04584	9/6/2013	DEER	Genesee	DARIEN TOWN
13-04604	9/10/2013	RACCOON	Westchester	YONKERS CITY
13-04611	9/10/2013	BAT, Big Brown	Erie	AMHERST TOWN
13-04619	9/10/2013	SKUNK	Putnam	SOUTHEAST TOWN
13-04635	9/11/2013	RACCOON	Erie	BUFFALO CITY
13-04644	9/11/2013	RACCOON	Albany	BETHLEHEM TOWN
13-04659	9/12/2013	BAT, Big Brown	Niagara	NORTH TONAWANDA CITY
13-04660	9/12/2013	BAT, Big Brown	Broome	MAINE TOWN
13-04682	9/13/2013	SKUNK	Oswego	SCRIBA TOWN
13-04683	9/13/2013	RACCOON	St. Lawrence	LOUISVILLE TOWN
13-04694	9/16/2013	BAT, Big Brown	Westchester	PEEKSKILL CITY
13-04714	9/18/2013	BAT, Big Brown	Tompkins	ITHACA CITY
13-04715	9/18/2013	SKUNK	Erie	CATTARAUGS INDIAN RES

ACC ID	Date	Species	County	Location
13-04726	9/18/2013	BAT, Big Brown	Orange	MONTGOMERY TOWN
13-04729	9/19/2013	RACCOON	Chenango	PITCHER TOWN
13-04741	9/20/2013	RACCOON	Albany	NEW SCOTLAND TOWN
13-04767	9/24/2013	RACCOON	Yates	JERUSALEM TOWN
13-04775	9/24/2013	RACCOON	Oswego	HANNIBAL TOWN
13-04782	9/25/2013	SKUNK	Erie	TONAWANDA TOWN
13-04785	9/25/2013	BAT, Red	Erie	HAMBURG TOWN
13-04789	9/25/2013	SKUNK	Schuyler	MONTOUR TOWN
13-04791	9/25/2013	BAT, Big Brown	Montgomery	AMSTERDAM TOWN
13-04800	9/26/2013	SKUNK	Erie	NO. COLLINS TOWN
13-04803	9/26/2013	FOX, Gray	Tioga	BARTON TOWN
13-04813	9/26/2013	BAT, Big Brown	Schenectady	NISKAYUNA TOWN
13-04824	9/27/2013	BAT, Big Brown	Niagara	NORTH TONAWANDA CITY
13-04872	10/3/2013	CAT	Ontario	EAST BLOOMFIELD TOWN
13-04893	10/4/2013	SKUNK	Albany	COLONIE TOWN
13-04896	10/4/2013	BAT, Big Brown	Albany	ALBANY CITY
13-04899	10/7/2013	BAT, Big Brown	Erie	BUFFALO CITY
13-04908	10/7/2013	BAT, Big Brown	Monroe	OGDEN TOWN
13-04912	10/7/2013	BAT, Big Brown	Schenectady	SCHENECTADY CITY
13-04913	10/8/2013	BAT, Big Brown	Tompkins	ULYSSES TOWN
13-04915	10/8/2013	BAT, Big Brown	Westchester	PEEKSKILL CITY
13-04924	10/8/2013	RACCOON	Essex	TICONDEROGA TOWN
13-04940	10/9/2013	SKUNK	Niagara	LEWISTON TOWN
13-05000	10/17/2013	SKUNK	Erie	AURORA TOWN
13-05003	10/17/2013	RACCOON	Warren	BOLTON TOWN
13-05015	10/18/2013	RACCOON	Warren	LAKE LUZERNE TOWN
13-05034	10/22/2013	CAT	Columbia	ANCRAM TOWN
13-05053	10/23/2013	SKUNK	Albany	BETHLEHEM TOWN
13-05058	10/23/2013	SKUNK	Putnam	SOUTHEAST TOWN
13-05086	10/28/2013	FOX, Gray	Oswego	WEST MONROE TOWN
13-05091	10/28/2013	BAT, Big Brown	Westchester	YORKTOWN TOWN
13-05106	10/29/2013	CATTLE	Herkimer	STARK TOWN
13-05118	10/29/2013	RACCOON	St. Lawrence	HERMON TOWN
13-05122	10/30/2013	RACCOON	Chemung	VETERAN TOWN
13-05167	11/5/2013	FOX, Gray	Herkimer	FRANKFORT TOWN
13-05182	11/5/2013	RACCOON	St. Lawrence	DE PEYSTER TOWN
13-05184	11/6/2013	SKUNK	Jefferson	ELLISBURG TOWN
13-05193	11/7/2013	RACCOON	Orleans	SHELBY TOWN
13-05196	11/7/2013	RACCOON	Washington	WHITEHALL TOWN
13-05206	11/8/2013	SKUNK	St. Lawrence	GOUVERNEUR TOWN
13-05218	11/8/2013	RACCOON	Otsego	MORRIS TOWN
13-05229	11/12/2013	FOX, Gray	Greene	ATHENS TOWN
13-05231	11/13/2013	RACCOON	Jefferson	ELLISBURG TOWN
13-05237	11/13/2013	SKUNK	Oneida	WESTERN TOWN
13-05238	11/13/2013	SKUNK	Onondaga	SYRACUSE CITY
13-05250	11/13/2013	OTTER	Rensselaer	BRUNSWICK TOWN
13-05265	11/14/2013	SKUNK	Albany	GUILDERLAND TOWN
13-05269	11/15/2013	RACCOON	Schuyler	HECTOR TOWN
13-05322	11/20/2013	SKUNK	Cortland	WILLET TOWN
13-05323	11/20/2013	RACCOON	Orleans	SHELBY TOWN
13-05329	11/20/2013	CATTLE	Allegany	HUME TOWN
13-05336	11/21/2013	RACCOON	Chenango	SHERBURNE TOWN
13-05346	11/22/2013	RACCOON	Schuyler	DIX TOWN

ACC ID	Date	Species	County	Location
13-05364	11/26/2013	RACCOON	Erie	W. SENECA TOWN
13-05365	11/26/2013	BAT, Big Brown	Erie	BUFFALO CITY
13-05368	11/26/2013	SKUNK	Westchester	BEDFORD TOWN
13-05372	11/26/2013	CAT	Allegany	CANEADEA TOWN
13-05374	11/26/2013	RACCOON	Livingston	CALEDONIA TOWN
13-05400	11/27/2013	BAT, Big Brown	Seneca	SENECA FALLS TOWN
13-05428	12/3/2013	BAT, Big Brown	Oneida	UTICA CITY
13-05445	12/4/2013	RACCOON	Yates	BENTON TOWN
13-05462	12/5/2013	SKUNK	Dutchess	E. FISHKILL TOWN
13-05484	12/8/2013	BOBCAT	Washington	PUTNAM TOWN
13-05496	12/10/2013	RACCOON	Onondaga	MANLIUS TOWN
13-05511	12/10/2013	BAT, Big Brown	Dutchess	POUGHKEEPSIE TOWN
13-05522	12/11/2013	RACCOON	Saratoga	SARATOGA SPRINGS CITY
13-05526	12/12/2013	RACCOON	Greene	HUNTER TOWN
13-05533	12/12/2013	CATTLE	Dutchess	E. FISHKILL TOWN
13-05552	12/14/2013	FOX, Gray	Broome	UNION TOWN
13-05558	12/17/2013	SKUNK	Herkimer	WINFIELD TOWN
13-05573	12/18/2013	SKUNK	Albany	BETHLEHEM TOWN
13-05599	12/23/2013	RACCOON	Schenectady	SCHENECTADY CITY
13-05629	12/24/2013	CATTLE	Dutchess	E. FISHKILL TOWN
13-05650	12/26/2013	SKUNK	Erie	BRANT TOWN
13-05652	12/27/2013	RACCOON	Washington	GRANVILLE TOWN

ACKNOWLEDGEMENTS

TECHNICAL STAFF CONTRIBUTING TO 2013 RABIES DIAGNOSTICS

- KIM APPLER
- KATHLEEN BROWN
- MICHELLE DUPUIS
- D. PATRICK FITZGERALD
- JODIE JARVIS
- RONALD JARVIS
- CRAIG POULIOTT

MAPPING, DATA MANAGEMENT AND ANALYSIS

- ANNE CLOBRIDGE